



STATEMENT OF APPROVED BUDGET, UTILIZATIONS, DISBURSEMENTS AND BALANCES
(For Off-Budgetary Funds)
As at the Quarter Ending December 31, 2024

Department : State Universities and Colleges (SUCs)
 Agency/Entity : Philippine State College of Aeronautics
 Operating Unit : < not applicable >
 Organization Code (UACS) : 08 004 0000000
 Fund Cluster : 05 - Internally Generated Funds
 (e.g. UACS Fund Cluster: 05-Internally Generated Funds and 06-Business Related Funds)


Particulars	UACS CODE	Approved Budget			Utilizations					Disbursements					Balances		
		Approved Budgeted Revenue	Adjustments (Reductions, Modifications/ Augmentations)	Adjusted Budgeted Revenue	1st Quarter Ending March 31	2nd Quarter Ending June 30	3rd Quarter Ending September 30	4th Quarter Ending December 31	Total	1st Quarter Ending March 31	2nd Quarter Ending June 30	3rd Quarter Ending September 30	4th Quarter Ending December 31	Total	Unutilized Budget	Unpaid Obligations (10-15)=(17+18)	
1	2	3	4	5=[(3)-(4)]	6	7	8	9	10=[(6)+(7)+(8)+9]	11	12	13	14	15=[(11)+(12)+(13)+(14)]	16=(5-10)	17	18
General Administration and Support	1000000000000000	150,881,156.77	86,634,067.61	237,715,224.38	13,802,982.67	62,446,850.07	11,467,367.11	27,703,704.98	115,420,904.83	12,903,541.67	15,360,653.66	10,871,769.65	43,398,954.08	82,535,119.06	122,294,319.55	32,685,785.77	0.00
General Management and Supervision	100000100001000	150,881,156.77	86,634,067.61	237,715,224.38	13,802,982.67	62,446,850.07	11,467,367.11	27,703,704.98	115,420,904.83	12,903,541.67	15,360,653.66	10,871,769.65	43,398,954.08	82,535,119.06	122,294,319.55	32,685,785.77	0.00
PS		3,844,500.00	0.00	3,844,500.00	212,272.36	314,600.00	450,000.00	821,363.63	1,798,235.99	212,272.36	314,600.00	450,000.00	687,363.63	1,664,235.99	2,046,264.01	134,000.00	0.00
MOOE		101,361,656.77	76,788,219.61	178,149,876.38	13,590,710.31	17,196,837.30	9,676,217.11	18,619,141.35	59,082,906.07	12,691,269.31	15,046,253.66	10,062,962.15	17,640,341.03	55,440,826.15	119,066,970.31	3,642,079.92	0.00
CO		45,675,000.00	10,045,848.00	55,720,848.00	0.00	44,935,412.77	1,341,150.00	8,263,200.00	54,539,762.77	0.00	0.00	358,807.50	25,071,248.42	25,430,056.92	1,181,085.23	29,199,705.85	0.00
Sub-Total, General Administration and Support		150,881,156.77	86,634,067.61	237,715,224.38	13,802,982.67	62,446,850.07	11,467,367.11	27,703,704.98	115,420,904.83	12,903,541.67	15,360,653.66	10,871,769.65	43,398,954.08	82,535,119.06	122,294,319.55	32,685,785.77	0.00
PS		3,844,500.00	0.00	3,844,500.00	212,272.36	314,600.00	450,000.00	821,363.63	1,798,235.99	212,272.36	314,600.00	450,000.00	687,363.63	1,664,235.99	2,046,264.01	134,000.00	0.00
MOOE		101,361,656.77	76,788,219.61	178,149,876.38	13,590,710.31	17,196,837.30	9,676,217.11	18,619,141.35	59,082,906.07	12,691,269.31	15,046,253.66	10,062,962.15	17,640,341.03	55,440,826.15	119,066,970.31	3,642,079.92	0.00
FinEx (If Applicable)		0.00	0.00	0.00	0.00	0.00	0.00	0.00	0.00	0.00	0.00	0.00	0.00	0.00	0.00	0.00	0.00
CO		45,675,000.00	10,045,848.00	55,720,848.00	0.00	44,935,412.77	1,341,150.00	8,263,200.00	54,539,762.77	0.00	0.00	358,807.50	25,071,248.42	25,430,056.92	1,181,085.23	29,199,705.85	0.00
Operations	3000000000000000	133,132,391.02	91,587,325.00	224,519,716.02	18,363,694.54	14,279,614.51	69,043,765.18	60,195,464.21	161,882,538.44	16,948,640.21	12,995,574.02	69,907,911.53	20,006,209.89	119,858,335.65	62,637,177.58	42,024,202.79	0.00
OO : Relevant and quality tertiary education ensured to achieve inclusive growth and access of poor but deserving students to quality tertiary education increased q	3100000000000000	133,132,391.02	91,587,325.00	224,519,716.02	18,363,694.54	14,279,614.51	69,043,765.18	60,195,464.21	161,882,538.44	16,948,640.21	12,995,574.02	69,907,911.53	20,006,209.89	119,858,335.65	62,637,177.58	42,024,202.79	0.00
HIGHER EDUCATION PROGRAM	3101000000000000	133,132,391.02	91,587,325.00	224,519,716.02	18,363,694.54	14,279,614.51	69,043,765.18	60,195,464.21	161,882,538.44	16,948,640.21	12,995,574.02	69,907,911.53	20,006,209.89	119,858,335.65	62,637,177.58	42,024,202.79	0.00
Provision of Higher Education Services	310100100002000	133,132,391.02	91,587,325.00	224,519,716.02	18,363,694.54	14,279,614.51	69,043,765.18	60,195,464.21	161,882,538.44	16,948,640.21	12,995,574.02	69,907,911.53	20,006,209.89	119,858,335.65	62,637,177.58	42,024,202.79	0.00
PS		13,887,402.75	0.00	13,887,402.75	2,497,265.28	4,139,993.94	1,715,031.08	5,344,138.91	13,896,431.21	2,497,265.28	4,139,995.94	1,704,996.80	4,685,592.29	13,027,850.31	190,971.54	688,580.90	0.00
MOOE		101,193,043.27	76,043,896.00	177,236,939.27	9,977,540.38	10,139,613.57	66,959,790.10	36,416,366.49	123,483,335.54	9,977,540.38	7,534,940.06	67,833,970.73	14,142,398.95	99,488,850.12	53,743,603.73	24,094,485.42	0.00
CO		18,051,945.00	15,543,429.00	33,395,374.00	5,888,888.88	0.00	368,944.00	18,434,938.81	24,682,771.69	4,473,834.55	1,320,638.02	368,944.00	1,178,218.65	7,341,635.22	8,702,602.31	17,551,136.47	0.00
Sub-Total, Operations		133,132,391.02	91,587,325.00	224,519,716.02	18,363,694.54	14,279,614.51	69,043,765.18	60,195,464.21	161,882,538.44	16,948,640.21	12,995,574.02	69,907,911.53	20,006,209.89	119,858,335.65	62,637,177.58	42,024,202.79	0.00
PS		13,887,402.75	0.00	13,887,402.75	2,497,265.28	4,139,993.94	1,715,031.08	5,344,138.91	13,896,431.21	2,497,265.28	4,139,995.94	1,704,996.80	4,685,592.29	13,027,850.31	190,971.54	688,580.90	0.00
MOOE		101,193,043.27	76,043,896.00	177,236,939.27	9,977,540.38	10,139,613.57	66,959,790.10	36,416,366.49	123,483,335.54	9,977,540.38	7,534,940.06	67,833,970.73	14,142,398.95	99,488,850.12	53,743,603.73	24,094,485.42	0.00
FinEx (If Applicable)		0.00	0.00	0.00	0.00	0.00	0.00	0.00	0.00	0.00	0.00	0.00	0.00	0.00	0.00	0.00	0.00
CO		18,051,945.00	15,543,429.00	33,395,374.00	5,888,888.88	0.00	368,944.00	18,434,938.81	24,682,771.69	4,473,834.55	1,320,638.02	368,944.00	1,178,218.65	7,341,635.22	8,702,602.31	17,551,136.47	0.00
GRAND TOTAL		284,013,547.79	178,221,392.61	462,234,940.40	32,166,677.21	76,726,464.58	80,511,132.29	87,899,169.19	277,303,443.27	29,852,181.88	28,356,427.68	80,779,681.18	63,405,163.97	202,393,454.71	184,931,497.13	74,599,988.56	0.00
PS		17,731,902.75	0.00	17,731,902.75	2,709,537.64	4,454,583.94	2,165,031.08	6,165,502.54	15,494,667.20	2,709,537.64	4,454,595.94	2,154,996.80	5,372,955.92	14,692,060.20	2,237,235.55	692,580.90	0.00
MOOE		202,564,700.04	152,432,115.61	355,386,815.65	23,568,250.69	27,336,453.87	76,636,007.21	55,035,527.84	182,576,241.61	22,668,809.69	22,581,193.72	77,896,932.88	31,782,739.98	154,929,676.27	172,810,574.04	27,146,565.34	0.00
FinEx (If Applicable)		0.00	0.00	0.00	0.00	0.00	0.00	0.00	0.00	0.00	0.00	0.00	0.00	0.00	0.00	0.00	0.00
CO		63,726,945.00	25,589,277.00	89,116,222.00	5,888,888.88	44,935,412.77	1,710,094.00	26,898,138.81	79,232,534.46	4,473,834.55	1,320,638.02	727,751.50	26,249,468.07	32,771,892.14	9,883,687.54	46,490,842.32	0.00

Certified Correct:

 IVEY ANNE E. MUNCAD A
 Officer-in-Charge, Budget Office
 Date: March 6, 2025 05:04 PM

Certified Correct:

 LUCIO S. MATA, JR., CPA
 Head, Accounting Office
 Date: March 6, 2025 05:04 PM

Recommending Approval By:

 DARBY P. ESPEJANZATE, MPA
 Vice President of Administration and Finance
 Date: March 6, 2025 05:41 PM

Approved By:

 PROF. MARWIN M. DELA CRUZ, PH.D.
 SUC President / Agency Head
 Date: March 6, 2025 05:52 PM