


FY 2025 MONTHLY DISBURSEMENT PROGRAM
(In Thousand Pesos)

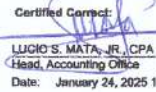
Department : State Universities and Colleges (SUCs)
 Agency/Entity : Philippine State College of Aeronautics
 Operating Unit : < not applicable >
 Organization Code (UACS) : 08 004 000000

Particulars	UACS CODE	Total Programs	Tax Remittance Advice (TRA)	Net Program	Full Year Requirement																	Full Year Total
					QUARTER 1				QUARTER 2				QUARTER 3				QUARTER 4					
					January	February	March	Sub Total	April	May	June	Sub Total	July	August	September	Sub Total	October	November	December	Sub Total		
6	7	8	9=6+7+8	10	11	12	13=10+11+12	14	15	16	17=14+15+16	18	19	20	21=18+19+20	22						
I. NOTICE OF CASH ALLOCATION		685,166	17,853	647,313	14,336	42,466	258,971	315,773	17,336	23,135	28,307	68,778	16,786	14,011	59,981	90,778	14,338	130,976	26,670	171,984	647,313	
A. Fiscal Year's (FY) Budget		504,852	16,142	488,510	14,338	14,941	127,883	156,970	17,336	23,135	28,307	68,778	16,786	14,011	59,981	90,778	14,338	130,976	26,670	171,984	488,510	
New GAA		491,511	16,142	475,369	13,241	13,846	126,598	153,685	16,241	22,040	27,212	65,493	15,991	12,916	58,886	87,463	13,243	129,881	25,574	166,898	475,369	
GAAAO (ANNEX A)		246,851	13,715	233,136	13,241	13,846	12,958	40,045	15,241	22,040	20,234	57,515	15,891	12,916	51,908	80,515	13,243	23,220	18,598	55,061	233,136	
Specific Budgets of National Government Agencies	1 01 101	246,851	13,715	233,136	13,241	13,846	12,958	40,045	15,241	22,040	20,234	57,515	15,891	12,916	51,908	80,515	13,243	23,220	18,598	55,061	233,136	
PS		147,761	8,760	139,001	9,362	10,294	9,362	29,018	11,387	18,487	9,789	39,663	11,838	9,382	9,552	30,752	9,362	19,667	10,539	39,568	139,001	
MOOE		51,090	2,555	48,535	3,879	3,552	3,596	11,027	3,854	3,553	3,605	11,012	3,853	3,554	3,596	11,003	3,881	3,553	8,059	15,493	48,535	
CO		48,000	2,400	45,600	0	0	0	0	0	0	6,840	6,840	0	0	38,760	38,760	0	0	0	0	45,600	
FOR ISSUANCE OF GARO/SARO		244,660	2,427	242,233	0	0	113,640	113,640	1,000	0	6,978	7,978	0	0	6,978	6,978	0	106,661	6,976	113,637	242,233	
Specific Budgets of National Government Agencies	1 01 101	244,660	2,427	242,233	0	0	113,640	113,640	1,000	0	6,978	7,978	0	0	6,978	6,978	0	106,661	6,976	113,637	242,233	
PS		30,337	2,427	27,910	0	0	6,978	6,978	0	0	6,978	6,978	0	0	6,978	6,978	0	0	6,976	6,978	27,910	
MOOE		214,323	0	214,323	0	0	106,662	106,662	1,000	0	0	1,000	0	0	0	0	0	106,661	0	106,661	214,323	
Automatic Appropriation		13,141	0	13,141	1,095	1,095	1,095	3,285	1,095	1,095	1,095	3,285	1,095	1,095	1,095	1,095	1,095	1,095	1,095	1,096	3,286	
Retirement and Life Insurance Premiums	1 04 102	13,141	0	13,141	1,095	1,095	1,095	3,285	1,095	1,095	1,095	3,285	1,095	1,095	1,095	1,095	1,095	1,095	1,095	1,096	3,286	
PS		13,141	0	13,141	1,095	1,095	1,095	3,285	1,095	1,095	1,095	3,285	1,095	1,095	1,095	1,095	1,095	1,095	1,095	1,096	3,286	
MOOE		7,578	379	7,199	0	7,199	0	7,199	0	0	0	0	0	0	0	0	0	0	0	0	7,199	
Not Yet Due and Demandable		21,396	1,070	20,326	0	20,326	0	20,326	0	0	0	0	0	0	0	0	0	0	0	0	20,326	
CO		21,396	1,070	20,326	0	20,326	0	20,326	0	0	0	0	0	0	0	0	0	0	0	0	20,326	
TOTAL PROGRAM, PY OBLIGATION		28,974	1,449	27,525	0	27,525	0	27,525	0	0	0	0	0	0	0	0	0	0	0	0	27,525	
Prior Year Accounts Payable		7,578	379	7,199	0	7,199	0	7,199	0	0	0	0	0	0	0	0	0	0	0	0	7,199	
MOOE		7,578	379	7,199	0	7,199	0	7,199	0	0	0	0	0	0	0	0	0	0	0	0	7,199	
Not Yet Due and Demandable		21,396	1,070	20,326	0	20,326	0	20,326	0	0	0	0	0	0	0	0	0	0	0	0	20,326	
CO		21,396	1,070	20,326	0	20,326	0	20,326	0	0	0	0	0	0	0	0	0	0	0	0	20,326	
TOTAL PROGRAM, PY OBLIGATION		28,974	1,449	27,525	0	27,525	0	27,525	0	0	0	0	0	0	0	0	0	0	0	0	27,525	
MOOE		7,578	379	7,199	0	7,199	0	7,199	0	0	0	0	0	0	0	0	0	0	0	0	7,199	
CO		21,396	1,070	20,326	0	20,326	0	20,326	0	0	0	0	0	0	0	0	0	0	0	0	20,326	
C. OTHERS		131,540	262	131,278	0	0	131,278	131,278	0	0	0	0	0	0	0	0	0	0	0	0	131,278	
Unreleased Appropriations		126,283	0	126,283	0	0	126,283	126,283	0	0	0	0	0	0	0	0	0	0	0	0	126,283	
MOOE		126,283	0	126,283	0	0	126,283	126,283	0	0	0	0	0	0	0	0	0	0	0	0	126,283	
Unobligated Allotment		5,257	262	4,995	0	0	4,995	4,995	0	0	0	0	0	0	0	0	0	0	0	0	4,995	
MOOE		5,194	259	4,935	0	0	4,935	4,935	0	0	0	0	0	0	0	0	0	0	0	0	4,935	
CO		63	3	60	0	0	60	60	0	0	0	0	0	0	0	0	0	0	0	0	60	
TOTAL NCA PROGRAM		685,166	17,853	647,313	14,336	42,466	258,971	315,773	17,336	23,135	28,307	68,778	16,786	14,011	59,981	90,778	14,338	130,976	26,670	171,984	647,313	
PS		191,239	11,187	180,052	10,457	11,389	17,435	39,261	12,482	19,582	17,862	49,928	12,933	10,457	17,625	41,015	10,457	20,762	18,611	49,830	180,052	
MOOE		404,468	3,193	401,275	3,879	10,751	241,476	256,106	4,654	3,553	3,605	12,012	3,853	3,554	3,596	11,003	3,891	110,214	8,059	122,154	401,275	
CO		69,469	3,473	65,996	0	20,326	60	20,366	0	0	6,840	6,840	0	0	38,760	38,760	0	0	0	0	65,996	
IV. TAX REMITTANCE ADVICE		0	17,853	17,853	934	2,366	1,788	5,988	933	917	1,867	3,737	933	917	3,568	5,416	934	917	1,761	3,612	17,853	
PS		0	11,187	11,187	730	730	1,337	2,797	730	730	1,337	2,797	730	730	1,337	2,797	730	730	1,336	2,796	11,187	

Department : State Universities and Colleges (SUCs)
 Agency/Entity : Philippine State College of Aeronautics
 Operating Unit : < not applicable >
 Organization Code (UACS) : 08 004 0000000


Particulars	UACS CODE	Total Programs	Tax Remittance Advice (TRA)	Net Program	Full Year Requirement																
					QUARTER 1				QUARTER 2				QUARTER 3				QUARTER 4				Full Year
					January	February	March	Sub Total	April	May	June	Sub Total	July	August	September	Sub Total	October	November	December	Sub Total	Total
1	2	3	4	5	6	7	8	9=6+7+8	10	11	12	13=10+11+12	14	15	16	17=14+15+16	18	19	20	21=18+19+20	22
MOOE		0	3,193	3,193	204	566	448	1,218	203	187	190	580	203	187	189	579	204	187	425	816	3,193
CO		0	3,473	3,473	0	1,070	3	1,073	0	0	360	360	0	0	2,040	2,040	0	0	0	0	3,473
V. TOTAL DISBURSEMENT PROGRAM		665,166	17,853	647,313	15,270	44,632	260,759	320,861	18,269	24,052	30,194	72,515	17,719	14,928	63,547	96,194	15,272	131,853	28,431	175,596	665,166
PS		191,239	11,187	180,052	11,187	12,119	18,772	42,078	13,212	20,312	19,199	52,723	13,863	11,187	18,962	43,812	11,187	21,492	19,947	52,626	191,239
MOOE		404,468	3,193	401,275	4,083	11,317	241,924	257,324	5,057	3,740	3,795	12,592	4,056	3,741	3,785	11,582	4,085	110,401	8,484	122,970	404,468
CO		69,459	3,473	65,986	0	21,396	63	21,459	0	0	7,200	7,200	0	0	40,800	40,800	0	0	0	0	69,459

Certified Correct:

 IVEY ANNE E. MUNCADA
 Officer-in-Charge, Budget Office
 Date: January 24, 2025 11:21 AM

Certified Correct:

 LUCIO S. MATA, JR., CPA
 Head, Accounting Office
 Date: January 24, 2025 11:21 AM

Recommending Approval By:

 DARBY P. ESPERANZATE, MPA
 Vice President for Administration and Finance
 Date: January 24, 2025 11:23 AM

Approved By:

 PROF. MARWIN Y. DELA CRUZ, PH.D.
 SUC President / Agency Head
 Date: January 24, 2025 11:28 AM