




QUARTERLY REPORT OF REVENUE AND OTHER RECEIPTS
As at the Quarter Ending September 30, 2024


Department : State Universities and Colleges (SUCs)
 Agency/Entity : Philippine State College of Aeronautics
 Operating Unit : < not applicable >
 Organization Code (UACS) : 08 004 0000000
 Fund Cluster : 05 - Internally Generated Funds

Classification/Sources of Revenue and Other Receipts	UACS CODE	REVENUE TARGET (Annual) per BESF	Actual Revenue and Other Receipts Collections					Cumulative Remittance/Deposits to Date			Variance		Remarks
			1st Quarter Ending March 31	2nd Quarter Ending June 30	3rd Quarter Ending September 30	4th Quarter Ending December 31	Total	Remittance to BTr	Deposited with AGDB	Total	Amount	%	
1	2	3	4	5	6	7	8=(4+5+6+7)	9	10	11=(9+10)	12=(8-3)	13=(12/3)	14
Internally Generated Funds		312,662,000.00	7,568,510.67	99,832,041.02	7,601,703.52	0.00	115,002,255.21	1,072,338.37	110,866,411.33	111,938,749.70	(197,659,744.79)	-63 %	
Revenue Collections		312,662,000.00	7,568,510.67	99,832,041.02	7,601,703.52	0.00	115,002,255.21	1,072,338.37	110,866,411.33	111,938,749.70	(197,659,744.79)	-63 %	
Cash Revenue		312,662,000.00	7,568,510.67	99,832,041.02	7,601,703.52	0.00	115,002,255.21	1,072,338.37	110,866,411.33	111,938,749.70	(197,659,744.79)	-63 %	
Non-Tax		312,662,000.00	7,568,510.67	99,832,041.02	7,601,703.52	0.00	115,002,255.21	1,072,338.37	110,866,411.33	111,938,749.70	(197,659,744.79)	-63 %	
Tuition Fees	4020201001	186,109,000.00	1,811,476.83	88,228,384.37	2,537,587.72	0.00	92,577,448.92	0.00	92,577,448.92	92,577,448.92	(93,531,551.08)	-50 %	
Income Collected from Students	4020201002	122,625,000.00	2,139,334.25	652,780.75	1,943,083.75	0.00	4,735,198.75	0.00	4,735,198.75	4,735,198.75	(117,889,801.25)	-98 %	
Income from Other Sources	4020201003	3,928,000.00	3,617,699.59	10,950,875.90	3,121,032.05	0.00	17,689,607.54	1,072,338.37	13,553,763.66	14,626,102.03	13,761,607.54	350 %	
Income from Grants and Donations in Cash	4040201000	0.00	0.00	0.00	0.00	0.00	0.00	0.00	0.00	0.00	0.00	0 %	
GRAND TOTAL		312,662,000.00	7,568,510.67	99,832,041.02	7,601,703.52	0.00	115,002,255.21	1,072,338.37	110,866,411.33	111,938,749.70	(197,659,744.79)	-63 %	

Certified Correct:

 LUCIO S. MATA, JR., CPA
 Accountant III
 Date: November 25, 2024 09:12 AM

Certified Correct:

 KENNETH CAMYR M. MINDAJAO
 Head, Budget Office
 Date: November 25, 2024 09:12 AM

Recommending Approval By:

 DARBY B. ESPERANZATE, MPA
 Vice President for Administration and Finance
 Date: November 25, 2024 09:15 AM

Approved By:

 PROF. MARVIN M. DELA CRUZ, PH.D.
 SUC President / Agency Head
 Date: November 25, 2024 09:16 AM