



QUARTERLY REPORT OF REVENUE AND OTHER RECEIPTS
As at the Quarter Ending June 30, 2024

Department : State Universities and Colleges (SUCs)
 Agency/Entity : Philippine State College of Aeronautics
 Operating Unit : < not applicable >
 Organization Code (UACS) : 08 004 0000000
 Fund Cluster : 05 - Internally Generated Funds


Classification/Sources of Revenue and Other Receipts	UACS CODE	REVENUE TARGET (Annual) per BESF	Actual Revenue and Other Receipts Collections				Total	Cumulative Remittance/Deposits to Date			Variance		Remarks
			1st Quarter Ending March 31	2nd Quarter Ending June 30	3rd Quarter Ending September 30	4th Quarter Ending December 31		Remittance to BTr	Deposited with AGDB	Total	Amount	%	
1	2	3	4	5	6	7	8=(4+5+6+7)	9	10	11=(9+10)	12=(8-3)	13=(12/3)	14
Internally Generated Funds		312,662,000.00	7,568,510.67	99,832,041.02	0.00	0.00	107,400,551.69	1,072,338.37	106,385,739.86	107,458,078.23	(205,261,448.31)	-66 %	
Revenue Collections		312,662,000.00	7,568,510.67	99,832,041.02	0.00	0.00	107,400,551.69	1,072,338.37	106,385,739.86	107,458,078.23	(205,261,448.31)	-66 %	
Cash Revenue		312,662,000.00	7,568,510.67	99,832,041.02	0.00	0.00	107,400,551.69	1,072,338.37	106,385,739.86	107,458,078.23	(205,261,448.31)	-66 %	
Non-Tax		312,662,000.00	7,568,510.67	99,832,041.02	0.00	0.00	107,400,551.69	1,072,338.37	106,385,739.86	107,458,078.23	(205,261,448.31)	-66 %	
Tuition Fees	4020201001	186,109,000.00	1,811,476.83	88,228,384.37	0.00	0.00	90,039,861.20	0.00	90,039,861.20	90,039,861.20	(96,069,138.80)	-52 %	
Income Collected from Students	4020201002	122,625,000.00	2,139,334.25	652,780.75	0.00	0.00	2,792,115.00	0.00	2,792,115.00	2,792,115.00	(119,832,885.00)	-98 %	
Income from Other Sources	4020201003	3,928,000.00	3,617,699.59	10,850,875.90	0.00	0.00	14,568,575.49	1,072,338.37	13,553,763.66	14,626,102.03	10,640,575.49	271 %	
Income from Grants and Donations in Cash	4040201000	0.00	0.00	0.00	0.00	0.00	0.00	0.00	0.00	0.00	0.00	0 %	
GRAND TOTAL		312,662,000.00	7,568,510.67	99,832,041.02	0.00	0.00	107,400,551.69	1,072,338.37	106,385,739.86	107,458,078.23	(205,261,448.31)	-66 %	

Certified Correct:

 LUCIO S. MATA, JR., CPA
 Accountant III
 Date: September 4, 2024 09:43 AM

Certified Correct:

 KENNETH CAMYR M. MINDAJAO
 Head, Budget Office
 Date: September 4, 2024 09:43 AM

Recommended Approval By:

 DARBY P. ESTERANZATE, MPA
 Vice President for Administration and Finance
 Date: September 10, 2024 07:54 AM

Approved By:

 PROF. MARWIN A. DELA CRUZ, PH.D.
 SUC President / Agency Head
 Date: September 10, 2024 07:55 AM