



Republic of the Philippines  
**PHILIPPINE STATE COLLEGE OF AERONAUTICS**  
 Piccio Garden, Villamor Air Base, Pasay City

Statement of Cumulative Allotments, Obligations Incurred & Balances  
 For the Quarter Ending March 31, 2013  
 Fund 101

| PARTICULARS                                | ALLOTMENT            |                      |                     |                      | OBLIGATIONS INCURRED |                     |          |                      | BALANCES             |                      |                     |                      |
|--|----------------------|----------------------|---------------------|----------------------|----------------------|---------------------|----------|----------------------|----------------------|----------------------|---------------------|----------------------|
|  | PS                   | MOOE                 | CO                  | TOTAL                | PS                   | MOOE                | CO       | TOTAL                | PS                   | MOOE                 | CO                  | TOTAL                |
| <b>A. PROGRAMS AND ACTIVITIES</b>          |                      |                      |                     |                      |                      |                     |          |                      |                      |                      |                     |                      |
| <b>I. GEN. ADMIN. AND SUPPORT SERVICES</b> |                      |                      |                     |                      |                      |                     |          |                      |                      |                      |                     |                      |
| Regular -Salaries                          |                      |                      |                     | -                    | 2,972,869.92         | -                   | -        | -                    | -                    | -                    | -                   | -                    |
| Other Compensation                         |                      |                      |                     | -                    | 589,741.65           | -                   | -        | -                    | -                    | -                    | -                   | -                    |
| RLIP                                       |                      |                      |                     | -                    | 356,374.44           | -                   | -        | -                    | -                    | -                    | -                   | -                    |
| ECIP                                       |                      |                      |                     | -                    | 17,413.43            | -                   | -        | -                    | -                    | -                    | -                   | -                    |
| PhilHealth                                 |                      |                      |                     | -                    | 34,962.50            | -                   | -        | -                    | -                    | -                    | -                   | -                    |
| Year-end Benefits                          |                      |                      |                     | -                    | -                    | -                   | -        | -                    | -                    | -                    | -                   | -                    |
| Sub-total, GASS                            | 16,213,000.00        | 11,513,000.00        | -                   | 27,726,000.00        | 3,971,361.94         | 2,519,568.81        | -        | 6,490,930.75         | 12,241,638.06        | 8,993,431.19         | -                   | 21,235,069.25        |
| <b>II. SUPPORT TO OPERATIONS</b>           |                      |                      |                     |                      |                      |                     |          |                      |                      |                      |                     |                      |
| Regular -Salaries                          |                      |                      |                     | -                    | 7,128,462.28         | -                   | -        | -                    | -                    | -                    | -                   | -                    |
| Other Compensation                         |                      |                      |                     | -                    | 1,774,184.72         | -                   | -        | -                    | -                    | -                    | -                   | -                    |
| RLIP                                       |                      |                      |                     | -                    | 858,085.12           | -                   | -        | -                    | -                    | -                    | -                   | -                    |
| ECIP                                       |                      |                      |                     | -                    | 27,887.44            | -                   | -        | -                    | -                    | -                    | -                   | -                    |
| PhilHealth                                 |                      |                      |                     | -                    | 82,400.00            | -                   | -        | -                    | -                    | -                    | -                   | -                    |
| Year-end Benefits                          |                      |                      |                     | -                    | -                    | -                   | -        | -                    | -                    | -                    | -                   | -                    |
| Sub-total, Support to Operations           | 39,198,000.00        | 5,085,000.00         | 3,550,000.00        | 47,833,000.00        | 9,871,019.56         | 1,461,147.61        | -        | 11,332,167.17        | 29,326,980.44        | 3,623,852.39         | 3,550,000.00        | 36,500,832.83        |
| <b>III. SPECIAL PURPOSE FUNDS</b>          |                      |                      |                     |                      |                      |                     |          |                      |                      |                      |                     |                      |
| Terminal Leave Benefits                    | 22,663.00            | -                    | -                   | 22,663.00            | 22,662.49            | -                   | -        | 22,662.49            | -                    | -                    | -                   | 0.51                 |
|  | -                    | -                    | -                   | -                    | -                    | -                   | -        | -                    | -                    | -                    | -                   | -                    |
|  | -                    | -                    | -                   | -                    | -                    | -                   | -        | -                    | -                    | -                    | -                   | -                    |
| Sub-total, Special Purpose Funds           | 22,663.00            | -                    | -                   | 22,663.00            | 22,662.49            | -                   | -        | 22,662.49            | 0.51                 | -                    | -                   | 0.51                 |
| <b>B. Priors Year's Allotment</b>          |                      |                      |                     |                      |                      |                     |          |                      |                      |                      |                     |                      |
| Continuing Appropriation (CY 2012)         | -                    | -                    | -                   | -                    | -                    | -                   | -        | -                    | -                    | -                    | -                   | -                    |
| Sub-total, Continuing Appropriation        | -                    | -                    | -                   | -                    | -                    | -                   | -        | -                    | -                    | -                    | -                   | -                    |
| <b>GRAND TOTALS</b>                        | <b>55,433,663.00</b> | <b>16,598,000.00</b> | <b>3,550,000.00</b> | <b>75,581,663.00</b> | <b>13,865,043.99</b> | <b>3,980,716.42</b> | <b>-</b> | <b>17,845,760.41</b> | <b>41,568,619.01</b> | <b>12,617,283.58</b> | <b>3,550,000.00</b> | <b>57,735,902.59</b> |

Prepared by:

**EMELDA C. GARCIA, MPA**  
 Administrative Officer II

Certified Correct:

**ESTEBAN M. CORDOVILLA, Ph.D.**  
 Director for Finance

Approved by:

**BERNARD R. RAMIREZ, Ed.D.**  
 College President




**STATEMENT OF ALLOTMENT, OBLIGATIONS INCURRED AND BALANCES**  
**For the Quarter Ending March 31, 2013**

Department : SUC's  
 Agency /OU : PHILIPPINE STATE COLLEGE OF AERONAUTICS  
 Fund : 101

| P/A/P / ALLOTMENT CLASS /<br>OBJECT OF EXPENDITURE                           | Allotment<br>Received | Obligations Incurred |                      | Unobligated<br>Balance of<br>Allotment | Remarks |
|--|-----------------------|----------------------|----------------------|--|---------|
|  |                       | This Report          | To Date              |  |         |
| <b>CURRENT YEAR BUDGET</b>   |                       |                      |                      |  |         |
| <i>Personal Services</i>   |                       |                      |                      |  |         |
| (701) - Salaries/Wages-Regular   |                       |                      | 2,972,869.92         |  |         |
| (701) - Salaries/Wages-Faculty   |                       |                      | 7,128,462.28         |  |         |
| (701) - Salaries/Wages-Regular (Salary differential)                         |                       |                      | -                    |  |         |
| (701) - Salaries/Wages-Faculty (Salary Differential)                         |                       |                      | -                    |  |         |
| (703) - Salaries/Wages-Part-time   |                       |                      | 18,713.29            |  |         |
| (711) - PERA - Regular   |                       |                      | 295,000.00           |  |         |
| (711) - PERA - Faculty   |                       |                      | 532,000.00           |  |         |
| (713) - Representation Allowance   |                       |                      | 33,000.00            |  |         |
| (714) - Transportation Allowance   |                       |                      | 12,000.00            |  |         |
| (715) - Clothing/ Uniform Allowance  |                       |                      | -                    |  |         |
| (716) - Subsistence, Laundry and Quarters Allowance                          |                       |                      | 4,850.00             |  |         |
| (717) - Productivity Incentive Allowance                                     |                       |                      | 266,000.00           |  |         |
| (719) - Other Bonuses and Allowances   |                       |                      | -                    |  |         |
| (720) - Honoraria  |                       |                      | 834,709.53           |  |         |
| (721) - Hazard Pay   |                       |                      | -                    |  |         |
| (722) - Longevity Pay  |                       |                      | -                    |  |         |
| (724) - Cash Gift  |                       |                      | -                    |  |         |
| (725) - Year-End Bonus   |                       |                      | -                    |  |         |
| (731) - Life and Retirement Insurance Contributions - Regular                |                       |                      | 356,374.44           |  |         |
| (731) - Life and Retirement Insurance Contributions - Faculty                |                       |                      | 858,085.12           |  |         |
| (731) - Life and Retirement Insurance Contributions - Regular (Differential) |                       |                      | -                    |  |         |
| (731) - Life and Retirement Insurance Contributions - Faculty (Differential) |                       |                      | -                    |  |         |
| (732) - PAG-IBIG Contributions - Regular                                     |                       |                      | 15,100.00            |  |         |
| (732) - PAG-IBIG Contributions - Faculty                                     |                       |                      | 26,300.00            |  |         |
| (733) - PHILHEALTH Contributions - Regular                                   |                       |                      | 34,962.50            |  |         |
| (733) - PHILHEALTH Contributions - Faculty                                   |                       |                      | 82,400.00            |  |         |
| (734) - ECC Contributions - Regular  |                       |                      | 17,413.43            |  |         |
| (734) - ECC Contributions - Faculty  |                       |                      | 27,887.44            |  |         |
| (742) - Terminal Leave Benefits  |                       |                      | -                    |  |         |
| (749) - Other Personnel Benefits - Regular                                   |                       |                      | 326,253.55           |  |         |
| <b>Sub-total</b>   | <b>55,411,000.00</b>  | <b>-</b>             | <b>13,842,381.50</b> | <b>41,568,618.50</b>                   |         |
| <i>Maintenance and Other Operating Expenses</i>                              |                       |                      |                      |  |         |
| (751) - Traveling Expenses (Local)   |                       |                      | 281,697.24           |  |         |
| (752) - Traveling Expenses (Foreign)   |                       |                      | -                    |  |         |
| (753) - Training Expenses  |                       |                      | 787,994.85           |  |         |
| (755) - Office Supplies Expenses   |                       |                      | 335,603.82           |  |         |
| (756) - Accountable Forms  |                       |                      | 182,000.00           |  |         |
| (759) - Drugs and Medicines Expenses   |                       |                      | -                    |  |         |
| (761) - Gasoline, Oil and Lubricants   |                       |                      | 36,658.76            |  |         |
| (763) - Textbooks and Instructional Materials                                |                       |                      | -                    |  |         |
| (765) - Other Supplies Expenses  |                       |                      | 164,322.50           |  |         |
| (766) - Water Expenses   |                       |                      | 954,725.98           |  |         |
| (767) - Electricity Expenses   |                       |                      | 465,747.08           |  |         |
| (771) - Postage and Deliveries   |                       |                      | 395.00               |  |         |
| (772) - Telephone Expenses - Landline  |                       |                      | 52,463.17            |  |         |
| (773) - Telephone Expenses - Mobile  |                       |                      | 12,300.00            |  |         |
| (774) - Internet Expenses  |                       |                      | 36,999.00            |  |         |
| (778) - Membership Dues and Contributions to Organizations                   |                       |                      | -                    |  |         |
| (780) - Advertising Expenses   |                       |                      | -                    |  |         |
| (781) - Printing and Binding Expenses  |                       |                      | 180,495.00           |  |         |
| (782) - Rent Expenses  |                       |                      | 88,500.00            |  |         |
| (783) - Representation Expenses  |                       |                      | 19,909.15            |  |         |
| (786) - Subscription Expenses  |                       |                      | 2,780.00             |  |         |
| (791) - Legal Services   |                       |                      | -                    |  |         |
| (792) - Auditing Services  |                       |                      | -                    |  |         |
| (793) - Consultancy Services   |                       |                      | -                    |  |         |
| (795) - General Services   |                       |                      | -                    |  |         |
| (797) - Security Services  |                       |                      | -                    |  |         |
| (799) - Other Professional Services  |                       |                      | 332,049.65           |  |         |
| (811) - Repairs and Maintenance - Office Buildings                           |                       |                      | -                    |  |         |
| (812) - Repairs and Maintenance - School Buildings                           |                       |                      | -                    |  |         |
| (821) - Repairs and Maintenance - Office Equipment                           |                       |                      | 10,200.00            |  |         |
| (823) - Repairs and Maintenance - IT Equipment & Software                    |                       |                      | -                    |  |         |
| (841) - Repairs and Maintenance - Motor Vehicles                             |                       |                      | 1,440.00             |  |         |
| (883) - Extraordinary Expenses   |                       |                      | 3,475.30             |  |         |
| (884) - Miscellaneous Expenses   |                       |                      | 3,607.15             |  |         |
| (891) - Taxes, Duties and Licenses   |                       |                      | -                    |  |         |
| (892) - Fidelity Bond Premiums   |                       |                      | 4,875.00             |  |         |
| (893) - Insurance Expenses   |                       |                      | 19,777.77            |  |         |
| (969) - Other Maintenance and Operating Expenses                             |                       |                      | 2,700.00             |  |         |
| <b>Sub-total</b>   | <b>16,598,000.00</b>  | <b>-</b>             | <b>3,980,716.42</b>  | <b>12,617,283.58</b>                   |         |
| <b>TOTAL</b>   | <b>72,009,000.00</b>  | <b>-</b>             | <b>17,823,097.92</b> | <b>54,185,902.08</b>                   |         |

**STATEMENT OF ALLOTMENT, OBLIGATIONS AND BALANCES**  
**For the Quarter Ending March 31, 2013**

Department : SUC's  
 Agency /OU : PHILIPPINE STATE COLLEGE OF AERONAUTICS  
 Fund : 101

| PIA/P / ALLOTMENT CLASS /<br>OBJECT OF EXPENDITURE   | Allotment<br>Received | Obligations Incurred  |                      | Unobligated<br>Balance of<br>Allotment   | Remarks |
|--|-----------------------|---|----------------------|--|---------|
|  |                       | This Report   | To Date              |  |         |
| <b>SPECIAL PURPOSE FUNDS</b>   |                       |   |                      |  |         |
| <i>Personal Services</i>   |                       |   |                      |  |         |
| Terminal leave Benefits  | 22,663.00             | -   | 22,662.49            |  |         |
| Sub-total  | 22,663.00             | -   | 22,662.49            | 0.51   |         |
| <b>TOTAL</b>   | <b>22,663.00</b>      | <b>-</b>  | <b>22,662.49</b>     | <b>0.51</b>  |         |
| <i>Capital Outlay</i>  |                       |   |                      |  |         |
| (221) - Office Equipment   |                       |   | -                    |  |         |
| (222) - Furnitures and Fixtures  |                       |   | -                    |  |         |
| (223) - IT Equipment and Software  |                       |   | -                    |  |         |
| (224) - Library Books  |                       |   | -                    |  |         |
| Sub-total  | 3,550,000.00          | -   | -                    | 3,550,000.00   |         |
| <b>PRIOR YEAR'S BUDGET (CONTINUING APPROP.)</b>  |                       |   |                      |  |         |
| <i>Maintenance and Other Operating Expenses</i>  |                       |   |                      |  |         |
| (751) - Traveling Expenses (Local)   |                       |   | -                    |  |         |
| (761) - Gasoline, Oil and Lubricants   |                       |   | -                    |  |         |
| (765) - Other Supplies Expenses  |                       |   | -                    |  |         |
| Sub-total  |                       |   | -                    |  |         |
| <b>TOTAL</b>   |                       |   | <b>-</b>             |  |         |
| <b>GRAND TOTAL</b>   | <b>75,581,663.00</b>  | <b>-</b>  | <b>17,845,760.41</b> | <b>57,735,902.59</b>   |         |
| Certified Correct:   |                       | Attested by:  |                      | Approved by:   |         |
| <br><b>EMELDA C. GARCIA, MPA</b><br>Administrative Officer II |                       | <br><b>DR. ESTEBAN W. CORDOVILLA</b><br>Director for Finance |                      | <br><b>DR. BERNARD R. RAMIREZ</b><br>College President |         |