

STATEMENT OF APPROVED BUDGET, UTILIZATIONS, DISBURSEMENTS AND BALANCES
As of December 31, 2017

Department: State Universities and Colleges (SUCs)

Agency: Philippine State College of Aeronautics

Operating Unit: N/A

Organization Code (UACS): 080040000000

Report Status: SUBMITTED

PARTICULARS	UACS CODE	APPROVED BUDGET			BUDGET UTILIZATION					DISBURSEMENTS					BALANCES			
		Approved Budgeted Revenue	Adjustments (Additions, Reduction, Realignment)	Adjusted Budgeted Revenue	1st Quarter Ending March 31	2nd Quarter Ending June 30	3rd Quarter Ending Sept. 30	4th Quarter Ending Dec. 31	Total	1st Quarter Ending March 31	2nd Quarter Ending June 30	3rd Quarter Ending Sept. 30	4th Quarter Ending Dec. 31	Total	Unutilized Budget	Unpaid Utilizations		
																Due and Demandable / Accounts Payable	Not Yet Due and Demandable	
1	2	3	4	5=[3+(-)4]	6	7	8	9	10=(6+7+8+9)	11	12	13	14	15=(11+12+13+14)	16=(5-10)	17	18	
I. Agency Approved Budget																		
Internally Generated Income	05206441	114,138,891.63	40,220,159.82	154,359,051.45	22,245,161.57	11,646,521.66	23,090,877.39	32,150,314.26	89,132,874.88	16,632,446.32	10,124,215.61	20,141,910.11	25,830,907.87	72,729,479.91	65,226,176.57		16,403,394.87	
General Administration and Support	0000010000000000	114,138,891.63	40,220,159.82	154,359,051.45	22,245,161.57	11,646,521.66	23,090,877.39	32,150,314.26	89,132,874.88	16,632,446.32	10,124,215.61	20,141,910.11	25,830,907.87	72,729,479.91	65,226,176.57		16,403,394.87	
General Management and Supervision	1030010001000000	114,138,891.63	40,220,159.82	154,359,051.45	22,245,161.57	11,646,521.66	23,090,877.39	32,150,314.26	89,132,874.88	16,632,446.32	10,124,215.61	20,141,910.11	25,830,907.87	72,729,479.91	65,226,176.57		16,403,394.87	
PS		3,700,000.00	2,964,000.00	6,664,000.00	1,005,783.44	702,895.93	1,585,521.06	2,663,795.76	5,957,996.09	858,838.61	746,728.29	697,553.68	2,788,626.22	5,091,746.80	706,003.91		866,249.29	
MOOE		79,938,891.63	37,158,359.82	117,097,251.45	20,867,378.13	10,943,625.83	21,368,556.33	29,058,296.50	82,237,856.79	15,773,607.71	9,005,487.32	19,367,504.43	22,834,916.65	66,981,516.11	34,859,394.66		15,256,340.68	
CO		30,500,000.00	97,800.00	30,597,800.00	372,000.00		136,800.00	428,222.00	937,022.00			372,000.00	76,852.00	207,365.00	656,217.00	29,660,778.00	280,805.00	
GRAND TOTAL		114,138,891.63	40,220,159.82	154,359,051.45	22,245,161.57	11,646,521.66	23,090,877.39	32,150,314.26	89,132,874.88	16,632,446.32	10,124,215.61	20,141,910.11	25,830,907.87	72,729,479.91	65,226,176.57		16,403,394.87	
PS		3,700,000.00	2,964,000.00	6,664,000.00	1,005,783.44	702,895.93	1,585,521.06	2,663,795.76	5,957,996.09	858,838.61	746,728.29	697,553.68	2,788,626.22	5,091,746.80	706,003.91		866,249.29	
MOOE		79,938,891.63	37,158,359.82	117,097,251.45	20,867,378.13	10,943,625.83	21,368,556.33	29,058,296.50	82,237,856.79	15,773,607.71	9,005,487.32	19,367,504.43	22,834,916.65	66,981,516.11	34,859,394.66		15,256,340.68	
Fin Ex																		
CO		30,500,000.00	97,800.00	30,597,800.00	372,000.00		136,800.00	428,222.00	937,022.00			372,000.00	76,852.00	207,365.00	656,217.00	29,660,778.00	280,805.00	


Certified Correct:


Garcia, Imelda

Agency Budget Officer

Date: 29/Jan/2018


Certified Correct:


Navigar, Imelda

Agency Chief Accountant

Date: 1/29/18


Recommended By:


Cordova, Esteban

Director, FMS

Date: 30/Jan/2018

Approved By:


Dela Cruz, Marlyn M.

Head of Agency or Authorized Representative

Date: 01/Feb/2018