


STATEMENT OF APPROVED BUDGET, UTILIZATIONS, DISBURSEMENTS AND BALANCES  
As of September 30, 2017


Department: State Universities and Colleges (SUCs)  
Agency: Philippine State College of Aeronautics  
Operating Unit: N/A  
Organization Code (UACS): 080040000000  
Report Status: FOR APPROVAL

PARTICULARS	UACS CODE	APPROVED BUDGET			BUDGET UTILIZATION					DISBURSEMENTS					BALANCES			
		Approved Budgeted Revenue	Adjustments (Additions, Reduction, Realignment)	Adjusted Budgeted Revenue	1st Quarter Ending March 31	2nd Quarter Ending June 30	3rd Quarter Ending Sept. 30	4th Quarter Ending Dec. 31	Total	1st Quarter Ending March 31	2nd Quarter Ending June 30	3rd Quarter Ending Sept. 30	4th Quarter Ending Dec. 31	Total	Unutilized Budget	Unpaid Utilizations		
																Due and Demandable / Accounts Payable	Not Yet Due and Demandable	
1	2	3	4	5=[3+(-)4]	6	7	8	9	10=(6+7+8+9)	11	12	13	14	15=(11+12+13+14)	16=(5-10)	17	18	
I. Agency Approved Budget																		
Internally Generated Income	05206441	114,138,891.63	40,220,159.82	154,359,051.45	22,245,161.57	11,646,521.66	23,090,877.39		56,982,560.62	16,632,446.32	10,124,215.61	20,141,910.11		46,898,572.04	97,376,490.83		10,083,988.58	
General Administration and Support	000001000000000	114,138,891.63	40,220,159.82	154,359,051.45	22,245,161.57	11,646,521.66	23,090,877.39		56,982,560.62	16,632,446.32	10,124,215.61	20,141,910.11		46,898,572.04	97,376,490.83		10,083,988.58	
General Management and Supervision	103001000100000	114,138,891.63	40,220,159.82	154,359,051.45	22,245,161.57	11,646,521.66	23,090,877.39		56,982,560.62	16,632,446.32	10,124,215.61	20,141,910.11		46,898,572.04	97,376,490.83		10,083,988.58	
PS		3,700,000.00	2,964,000.00	6,664,000.00	1,005,783.44	702,895.83	1,585,521.06		3,294,200.33	858,838.61	746,728.29	697,553.68		2,303,120.58	3,369,799.67		991,079.75	
MOOE		79,938,891.63	37,158,359.82	117,097,251.45	20,867,378.13	10,943,625.83	21,368,556.33		53,179,560.29	15,773,607.71	9,005,487.32	19,367,504.43		44,146,599.46	63,917,691.16		9,032,960.83	
CO		30,500,000.00	97,800.00	30,597,800.00	372,000.00		136,800.00		508,800.00		372,000.00	76,852.00		448,852.00	30,089,000.00		59,948.00	
GRAND TOTAL		114,138,891.63	40,220,159.82	154,359,051.45	22,245,161.57	11,646,521.66	23,090,877.39		56,982,560.62	16,632,446.32	10,124,215.61	20,141,910.11		46,898,572.04	97,376,490.83		10,083,988.58	
PS		3,700,000.00	2,964,000.00	6,664,000.00	1,005,783.44	702,895.83	1,585,521.06		3,294,200.33	858,838.61	746,728.29	697,553.68		2,303,120.58	3,369,799.67		991,079.75	
MOOE		79,938,891.63	37,158,359.82	117,097,251.45	20,867,378.13	10,943,625.83	21,368,556.33		53,179,560.29	15,773,607.71	9,005,487.32	19,367,504.43		44,146,599.46	63,917,691.16		9,032,960.83	
Fin Ex																		
CO		30,500,000.00	97,800.00	30,597,800.00	372,000.00		136,800.00		508,800.00		372,000.00	76,852.00		448,852.00	30,089,000.00		59,948.00	


Certified Correct:

  
Garcia, Emelda  
Agency Budget Officer  
Date: 30/Oct/2017


Certified Correct:

  
Cordovilla, Esteban  
Agency Chief Accountant  
Date:

Recommended By:

  
Cordovilla, Esteban  
Director, FMS  
Date: 30/Oct/2017

Approved By:

  
Head of Agency or Authorized Representative  
Date: