

STATEMENT OF APPROPRIATIONS, ALLOTMENTS, OBLIGATIONS, DISBURSEMENTS AND BALANCES
As of the Quarter Ending March 31, 2017


Department: State Universities and Colleges (SUCs)
Agency: Philippine State College of Aeronautics
Operating Unit: N/A
Organization Code (UACS): 08004000000
Fund Cluster: 01 - Regular Agency Fund

Authorization: 01 - Current Year Appropriations
Report Status: SUBMITTED


Particulars	UACS CODE	Appropriation			Allotments					Current Year Obligations				Current Year Disbursements				Balances																											
		Authorized Appropriation	Adjustments (Transfer To/From, Reassignment)	Adjusted Appropriations	Allotments Received	Adjustments (Withdrawal, Reassignment)	Transfer To	Transfer From	Adjusted Total Allotments	1st Quarter Ending March 31	2nd Quarter Ending June 30	3rd Quarter Ending Sept. 30	4th Quarter Ending Dec. 31	Total	1st Quarter Ending March 31	2nd Quarter Ending June 30	3rd Quarter Ending Sept. 30	4th Quarter Ending Dec. 31	Total	Unreleased Appropriations	Unobligated Allotment	Unpaid Obligations (15-20) + (21-24)																							
		3	4	5(4+)	6	7	8	9	10(8+3+4+5)	11	12	13	14	15(11+12+13+14)	16	17	18	19	20(16+17+18+19)	21(5-10)	22(16-18)	23	24																						
I. Agency Specific Budget																																													
Specific Budgets of National Government Agencies																							01101101																						
General Administration and Support	00000100000000	53,408,000.00		53,408,000.00	53,408,000.00				53,408,000.00	8,177,819.58				8,177,819.58	5,764,489.43				5,764,489.43		47,230,380.42		413,130.15																						
General Management and Supervision	10300100010000	33,534,000.00		33,534,000.00	33,534,000.00				33,534,000.00	6,177,819.58				6,177,819.58	5,764,489.43				5,764,489.43		27,356,380.42		413,130.15																						
PS		18,808,000.00		18,808,000.00	18,808,000.00				18,808,000.00	4,110,628.84				4,110,628.84	4,105,875.92				4,105,875.92		14,697,371.16		4,952.02																						
MOOE		14,726,000.00		14,726,000.00	14,726,000.00				14,726,000.00	2,066,990.74				2,066,990.74	1,658,613.51				1,658,613.51		12,659,009.26		408,177.23																						
Administration of Personnel Benefits	10300100020000	19,874,000.00		19,874,000.00	19,874,000.00				19,874,000.00												19,874,000.00																								
PS		19,874,000.00		19,874,000.00	19,874,000.00				19,874,000.00												19,874,000.00																								
Operations	00000300000000	55,235,000.00		55,235,000.00	55,235,000.00				55,235,000.00	12,173,076.83				12,173,076.83	11,684,487.73				11,684,487.73		43,061,923.17		488,589.10																						
MFO 1: HIGHER EDUCATION SERVICES	00000301000000	55,235,000.00		55,235,000.00	55,235,000.00				55,235,000.00	12,173,076.83				12,173,076.83	11,684,487.73				11,684,487.73		43,061,923.17		488,589.10																						
Provision of Higher Education Services Including P2,182,000 for Scholarships of Poor and Deserving Students (Expanded Student Grant-in-Aid Program for Poverty Alleviation-ESGP-PA) and P159,000 for Tulung Dunung	26400301010000	55,235,000.00		55,235,000.00	55,235,000.00				55,235,000.00	12,173,076.83				12,173,076.83	11,684,487.73				11,684,487.73		43,061,923.17		488,589.10																						
PS		44,413,000.00		44,413,000.00	44,413,000.00				44,413,000.00	10,043,234.35				10,043,234.35	10,030,150.35				10,030,150.35		34,369,785.65		13,064.00																						
MOOE		10,822,000.00		10,822,000.00	10,822,000.00				10,822,000.00	2,129,842.48				2,129,842.48	1,654,337.38				1,654,337.38		8,692,157.52		475,505.10																						
Locally-Funded Projects	00000400000000	59,949,000.00		59,949,000.00	59,949,000.00				59,949,000.00												59,949,000.00																								
Buildings and Other Structures	00000401000000	37,000,000.00		37,000,000.00	37,000,000.00				37,000,000.00												37,000,000.00																								
School Buildings	00000401010000	37,000,000.00		37,000,000.00	37,000,000.00				37,000,000.00												37,000,000.00																								
Construction of Administration and Classroom Building - Cuenca Campus	26800401010000	22,000,000.00		22,000,000.00	22,000,000.00				22,000,000.00												22,000,000.00																								
CO		22,000,000.00		22,000,000.00	22,000,000.00				22,000,000.00												22,000,000.00																								
Construction of Classroom Building - Medini Campus	26900401010004	10,000,000.00		10,000,000.00	10,000,000.00				10,000,000.00												10,000,000.00																								
CO		10,000,000.00		10,000,000.00	10,000,000.00				10,000,000.00												10,000,000.00																								
Construction and/or Rehabilitation of Multi-Purpose Building including P500,000 for Sports Facilities	26800401010005	1,500,000.00		1,500,000.00	1,500,000.00				1,500,000.00												1,500,000.00																								
CO		1,500,000.00		1,500,000.00	1,500,000.00				1,500,000.00												1,500,000.00																								
Repair and Improvement of Structures/Facilities and Acquisition of Equipment	26800401010006	3,500,000.00		3,500,000.00	3,500,000.00				3,500,000.00												3,500,000.00																								
CO		3,500,000.00		3,500,000.00	3,500,000.00				3,500,000.00												3,500,000.00																								
Education	00000403000000	22,949,000.00		22,949,000.00	22,949,000.00				22,949,000.00												22,949,000.00																								
Tertiary Education	00000403030000	22,949,000.00		22,949,000.00	22,949,000.00				22,949,000.00												22,949,000.00																								
Acquisition of Brand New Aircraft (Cessna 172 / Skyhawk)	26400403030005	22,000,000.00		22,000,000.00	22,000,000.00				22,000,000.00												22,000,000.00																								
CO		22,000,000.00		22,000,000.00	22,000,000.00				22,000,000.00												22,000,000.00																								
Instructional Static Aircraft	26400403030006	949,000.00		949,000.00	949,000.00				949,000.00												949,000.00																								
CO		949,000.00		949,000.00	949,000.00				949,000.00												949,000.00																								
Sub-Total, Agency-Specific		168,592,000.00		168,592,000.00	168,592,000.00				168,592,000.00	18,350,696.41				18,350,696.41	17,448,977.16				17,448,977.16		150,241,303.59		601,719.25																						
PS		83,095,000.00		83,095,000.00	83,095,000.00				83,095,000.00	14,153,863.19				14,153,863.19	14,135,826.27				14,135,826.27		68,941,136.61		18,036.92																						
MOOE		25,548,000.00		25,548,000.00	25,548,000.00				25,548,000.00	4,196,833.22				4,196,833.22	3,313,150.89				3,313,150.89		21,351,166.78		883,682.33																						
Fin Ex																																													
CO		59,949,000.00		59,949,000.00	59,949,000.00				59,949,000.00												59,949,000.00																								
II. Automatic Appropriations																																													
Retirement and Life Insurance Premiums																							01104102																						
General Administration and Support	00000100000000	1,619,000.00		1,619,000.00	1,619,000.00				1,619,000.00	433,895.52				433,895.52	433,895.52				433,895.52		1,185,104.48																								
General Management and Supervision	10300100010000	1,619,000.00		1,619,000.00	1,619,000.00				1,619,000.00	433,895.52				433,895.52	433,895.52				433,895.52		1,185,104.48																								
PS		1,619,000.00		1,619,000.00	1,619,000.00				1,619,000.00	433,895.52				433,895.52	433,895.52				433,895.52		1,185,104.48																								
Operations	00000300000000	3,997,000.00		3,997,000.00	3,997,000.00				3,997,000.00	884,572.56				884,572.56	884,572.56				884,572.56		3,112,427.44																								
MFO 1: HIGHER EDUCATION SERVICES	00000301000000	3,997,000.00		3,997,000.00	3,997,000.00				3,997,000.00	884,572.56				884,572.56	884,572.56				884,572.56		3,112,427.44																								

Particulars	UACS CODE	Appropriation			Allotments				Current Year Obligations				Current Year Disbursements				Balances							
		Authorized Appropriation	Adjustments (To/From, Realignment)	Adjusted Appropriations	Allotments Received	Adjustments (Withdrawal, Realignment)	Transfer To	Transfer From	Adjusted Total Allotments	1st Quarter			Total	1st Quarter			Unreleased Appropriations	Unobligated Allotment	Unpaid Obligations					
										Ending March 31	Ending June 30	Ending Sept. 30		Ending Dec. 31	Ending March 31	Ending June 30			Ending Sept. 30	Ending Dec. 31	Due and Demandable	Not Yet Due and Demandable		
1	2	3	4	5	6	7	8	9	10	11	12	13	14	15	16	17	18	19	20	21	22	23	24	
Provision of Higher Education Services including P2,182,000 for Scholarships of Poor and Disabling Students (Expanded Students' Grants-in-Aid Program for Poverty Alleviation-ESGP-PA) and P1159,000 for Tubong Durong	264003010100000	3,997,000.00		3,997,000.00	3,997,000.00				3,997,000.00	884,572.56				884,572.56	884,572.56				884,572.56			3,112,427.44		
PS		3,997,000.00		3,997,000.00	3,997,000.00				3,997,000.00	884,572.56				884,572.56	884,572.56				884,572.56			3,112,427.44		
Sub-Total, Automatic Appropriations		5,616,000.00		5,616,000.00	5,616,000.00				5,616,000.00	1,318,468.08				1,318,468.08	1,318,468.08				1,318,468.08			4,287,531.92		
PS		5,616,000.00		5,616,000.00	5,616,000.00				5,616,000.00	1,318,468.08				1,318,468.08	1,318,468.08				1,318,468.08			4,287,531.92		
MOOE																								
Fin Ex																								
CO																								
III. Special Purpose Fund																								
Sub-Total, SPF																								
PS																								
MOOE																								
Fin Ex																								
CO																								
GRAND TOTAL		174,208,000.00		174,208,000.00	174,208,000.00				174,208,000.00	19,669,164.49				19,669,164.49	18,767,445.24				18,767,445.24			154,538,835.51		901,719.25
PS		88,711,000.00		88,711,000.00	88,711,000.00				88,711,000.00	15,472,331.27				15,472,331.27	15,454,294.35				15,454,294.35			73,238,668.73		18,036.92
MOOE		25,548,000.00		25,548,000.00	25,548,000.00				25,548,000.00	4,196,833.22				4,196,833.22	3,313,150.89				3,313,150.89			21,351,166.78		803,682.33
Fin Ex																								
CO		59,949,000.00		59,949,000.00	59,949,000.00				59,949,000.00													59,949,000.00		


Certified Correct:


 Garcia, Emelda
 Budget Officer
 Date: 13/May/2017


Certified Correct:


 Chief Accountant
 Date:

Recommended By:


 Cordovilla, Esteban
 Director, FMS
 Date: 13/May/2017

Approved By:


 Ramirez, Bernard
 Agency Head/Department
 Date: 17/May/2017


STATEMENT OF APPROPRIATIONS, ALLOTMENTS, OBLIGATIONS, DISBURSEMENTS AND BALANCES
As of the Quarter Ending March 31, 2017

Department: State Universities and Colleges (SUCs)
Agency: Philippine State College of Aeronautics
Operating Unit: N/A
Organization Code (UACS): 08004000000
Fund Cluster: 01 - Regular Agency Fund


Authorization: 02 - Continuing Appropriations
Report Status: SUBMITTED

Particulars	UACS CODE	Appropriation			Allotments				Current Year Obligations				Current Year Disbursements				Balances						
		Authorized Appropriation	Adjustments (Transfer To/From, Realignment)	Adjusted Appropriations	Allotments Received	Adjustments (Withdrawal, Realignment)	Transfer To	Transfer From	Adjusted Total Allotments	1st Quarter Ending March 31	2nd Quarter Ending June 30	3rd Quarter Ending Sept. 30	4th Quarter Ending Dec. 31	Total	1st Quarter Ending March 31	2nd Quarter Ending June 30	3rd Quarter Ending Sept. 30	4th Quarter Ending Dec. 31	Total	Unreleased Appropriations	Unobligated Allotment	Unpaid Obligations (15-20) + (23+24)	
		3	4	5=3+4	6	7	8	9	10=(8+9)	11	12	13	14	15=(11+12+13+14)	16	17	18	19	20=(16+17+18+19)	21=(5-16)	22=(10-19)	23	24
I. Agency Specific Budget																							
Specific Budgets of National Government Agencies																							
General Administration and Support	000001000000000	5,978,715.36		5,978,715.36	5,978,715.36				5,978,715.36	466,919.05				466,919.05	466,919.05				466,919.05		5,511,796.31		
General Management and Supervision	103001000100000	5,978,715.36		5,978,715.36	5,978,715.36				5,978,715.36	466,919.05				466,919.05	466,919.05				466,919.05		5,511,796.31		
MOOE		5,978,715.36		5,978,715.36	5,978,715.36				5,978,715.36	466,919.05				466,919.05	466,919.05				466,919.05		5,511,796.31		
Locally-Funded Projects	000004000000000	40,000,000.00		40,000,000.00	20,000,000.00				20,000,000.00											20,000,000.00	20,000,000.00		
Education	000004000000000	40,000,000.00		40,000,000.00	20,000,000.00				20,000,000.00											20,000,000.00	20,000,000.00		
Tertiary Education	000004000000000	40,000,000.00		40,000,000.00	20,000,000.00				20,000,000.00											20,000,000.00	20,000,000.00		
Acquisition of Brand New Aircraft (Cessna 172/Skyhawk)	264004060300005	40,000,000.00		40,000,000.00	20,000,000.00				20,000,000.00											20,000,000.00	20,000,000.00		
CO		40,000,000.00		40,000,000.00	20,000,000.00				20,000,000.00											20,000,000.00	20,000,000.00		
Sub-Total, Agency-Specific		45,978,715.36		45,978,715.36	25,978,715.36				25,978,715.36	466,919.05				466,919.05	466,919.05				466,919.05	20,000,000.00	25,511,796.31		
PS																							
MOOE		5,978,715.36		5,978,715.36	5,978,715.36				5,978,715.36	466,919.05				466,919.05	466,919.05				466,919.05		5,511,796.31		
Fin Ex																							
CO		40,000,000.00		40,000,000.00	20,000,000.00				20,000,000.00											20,000,000.00	20,000,000.00		
II. Automatic Appropriations																							
Retirement and Life Insurance Premiums	01104102																						
General Administration and Support	000001000000000																						
General Management and Supervision	103001000100000																						
PS																							
Operations	000003000000000																						
MFO 1: HIGHER EDUCATION SERVICES	000003010000000																						
Provision of Higher Education Services including P2,182,000 for Scholarships of Poor and Deserving Students (Expanded Students Grants-in-Aid Program for Poverty Alleviation-ESGP-PA) and P159,000 for Tulog Durong	264003010100000																						
PS																							
Sub-Total, Automatic Appropriations																							
PS																							
MOOE																							
Fin Ex																							
CO																							
III. Special Purpose Fund																							
Sub-Total, SPF																							
PS																							
MOOE																							
Fin Ex																							
CO																							
GRAND TOTAL		45,978,715.36		45,978,715.36	25,978,715.36				25,978,715.36	466,919.05				466,919.05	466,919.05				466,919.05	20,000,000.00	25,511,796.31		
PS																							
MOOE		5,978,715.36		5,978,715.36	5,978,715.36				5,978,715.36	466,919.05				466,919.05	466,919.05				466,919.05		5,511,796.31		
Fin Ex																							
CO		40,000,000.00		40,000,000.00	20,000,000.00				20,000,000.00											20,000,000.00	20,000,000.00		


Certified Correct:


Garcia, Emelda
Budget Officer
Date: 17/May/2017

Certified Correct:


Chief Accountant
Date:

Recommended By:


Cordovilla, Esteban
Director, FMS
Date: 17/May/2017

Approved By:


Ramirez, Bernard
Agency Head/Department
Date: 17/May/2017