

SUMMARY OF APPROPRIATIONS, ALLOTMENTS, OBLIGATIONS AND BALANCES BY OBJECT OF EXPENDITURES
As of the Quarter Ending September 30, 2017

Department: State Universities and Colleges (SUCs)

Agency: Philippine State College of Aeronautics

Operating Unit: N/A

Organization Code (UACS): 080040000000

Fund Cluster: 01 - Regular Agency Fund


Authorization: 01 - Current Year Appropriations

Report Status: FOR APPROVAL

Particulars	UACS CODE	Appropriation			Allotments				Current Year Obligations				Current Year Disbursements				Balances								
		Authorized Appropriation	Adjustments (Transfer (To)/From, Realignment)	Adjusted Appropriations	Allotments Received	Adjustments (Withdrawal, Realignment)	Transfer To	Transfer From	Adjusted Total Allotments	1st Quarter Ending March 31	2nd Quarter Ending June 30	3rd Quarter Ending Sept. 30	4th Quarter Ending Dec. 31	Total	1st Quarter Ending March 31	2nd Quarter Ending June 30	3rd Quarter Ending Sept. 30	4th Quarter Ending Dec. 31	Total	Unreleased Appropriations	Unobligated Allotment	Unpaid Obligations (15-29) + (23+24)	Due and Demandable	Not Yet Due and Demandable	
1	2	3	4	5(3+4)	6	7	8	9	10(6+7+8+9)	11	12	13	14	15(11+12+13+14)	16	17	18	19	20(16+17+18+19)	21(5-10)	22(4-10)	23	24		
I. Agency Specific Budget																									
Specific Budgets of National Government Agencies	01101101	168,592,000.00		168,592,000.00	144,261,155.00				144,261,155.00	16,177,896.41	26,534,811.38	19,994,721.54	63,707,229.33	17,448,977.16	26,819,256.01	16,481,493.43	60,749,726.00	24,330,845.00	80,553,925.87			2,957,502.73			
Personnel Services		83,095,000.00		83,095,000.00	63,764,155.00				63,764,155.00	14,153,863.19	18,124,272.30	13,339,794.64	45,817,930.13	14,135,826.27	16,124,272.30	10,844,788.23	43,104,886.80	19,330,845.00	18,146,224.87			2,513,043.33			
Salaries and Wages	5010100000	47,044,000.00		47,044,000.00	47,044,000.00				47,044,000.00	11,502,985.07	12,891,866.32	11,734,920.23	36,129,771.62	11,491,009.53	12,891,866.32	9,369,717.29	33,772,590.14		10,914,228.38			2,357,181.48			
Salaries and Wages - Regular	5010101000	46,801,000.00		46,801,000.00	46,801,000.00				46,801,000.00	11,502,985.07	12,891,866.32	11,734,920.23	36,129,771.62	11,491,009.53	12,891,866.32	9,369,717.29	33,772,590.14		10,914,228.38			2,357,181.48			
Basic Salary - Civilian	5010101001	46,801,000.00		46,801,000.00	46,801,000.00				46,801,000.00	11,502,985.07	12,891,866.32	11,734,920.23	36,129,771.62	11,491,009.53	12,891,866.32	9,369,717.29	33,772,590.14		10,914,228.38			2,357,181.48			
Salaries and Wages - Casual/Contractual	5010102000	243,000.00		243,000.00	243,000.00				243,000.00																
Salaries and Wages - Casual/Contractual	5010102000	243,000.00		243,000.00	243,000.00				243,000.00																
Other Compensation	5010200000	15,280,000.00		15,280,000.00	15,280,000.00				15,280,000.00	2,452,153.12	4,871,357.11	1,337,750.91	8,661,261.14	2,446,094.74	4,871,357.11	1,187,947.44	8,209,399.29		6,618,738.86			155,861.85			
Personal Economic Relief Allowance (PERA)	5010201000	3,384,000.00		3,384,000.00	3,384,000.00				3,384,000.00	803,235.99	920,322.55	784,686.60	2,508,245.14	803,235.99	920,322.55	648,000.00	2,372,578.54		875,754.86			135,666.60			
PERA - Civilian	5010201001	3,384,000.00		3,384,000.00	3,384,000.00				3,384,000.00	803,235.99	920,322.55	784,686.60	2,508,245.14	803,235.99	920,322.55	648,000.00	2,372,578.54		875,754.86			135,666.60			
Representation Allowance (RA)	5010202000	162,000.00		162,000.00	162,000.00				162,000.00	40,500.00	40,500.00	40,500.00	121,500.00	40,500.00	40,500.00	35,500.00	116,500.00		40,500.00			5,000.00			
Representation Allowance (RA)	5010202000	162,000.00		162,000.00	162,000.00				162,000.00	40,500.00	40,500.00	40,500.00	121,500.00	40,500.00	40,500.00	35,500.00	116,500.00		40,500.00			5,000.00			
Transportation Allowance (TA)	5010203000	162,000.00		162,000.00	162,000.00				162,000.00	15,000.00	15,000.00	15,000.00	45,000.00	15,000.00	15,000.00	10,000.00	40,000.00		117,000.00			5,000.00			
Transportation Allowance (TA)	5010203001	162,000.00		162,000.00	162,000.00				162,000.00	15,000.00	15,000.00	15,000.00	45,000.00	15,000.00	15,000.00	10,000.00	40,000.00		117,000.00			5,000.00			
Clothing/Uniform Allowance	5010204000	705,000.00		705,000.00	705,000.00				705,000.00	665,000.00			665,000.00	665,000.00			665,000.00		40,000.00						
Clothing/Uniform Allowance - Civilian	5010204001	705,000.00		705,000.00	705,000.00				705,000.00	665,000.00			665,000.00	665,000.00			665,000.00		40,000.00						
Subsistence Allowance (SA)	5010205000	36,000.00		36,000.00	36,000.00				36,000.00	3,950.00	4,550.00		8,500.00		3,950.00	4,550.00	8,500.00		27,500.00						
Subsistence Allowance - Magna Carta for Public Health Workers under R.A. 7395	5010205003	36,000.00		36,000.00	36,000.00				36,000.00	3,950.00	4,550.00		8,500.00		3,950.00	4,550.00	8,500.00		27,500.00						
Laundry Allowance (LA)	5010206000	4,000.00		4,000.00	4,000.00				4,000.00		900.00	900.00	1,800.00		900.00	900.00	1,800.00		2,200.00						
Laundry Allowance - Civilian	5010206001	4,000.00		4,000.00	4,000.00				4,000.00		900.00	900.00	1,800.00		900.00	900.00	1,800.00		2,200.00						
Honoraria	5010210000	1,617,000.00		1,617,000.00	1,617,000.00				1,617,000.00	928,397.13	196,488.56	492,134.31	1,617,000.00	922,338.75	196,488.56	487,997.44	1,606,804.75						10,195.25		
Honoraria - Civilian	5010210001	1,617,000.00		1,617,000.00	1,617,000.00				1,617,000.00	928,397.13	196,488.56	492,134.31	1,617,000.00	922,338.75	196,488.56	487,997.44	1,606,804.75						10,195.25		
Year End Bonus	5010214000	3,900,000.00		3,900,000.00	3,900,000.00				3,900,000.00		3,694,216.00		3,694,216.00		3,694,216.00		3,694,216.00		205,784.00						
Bonus - Civilian	5010214001	3,900,000.00		3,900,000.00	3,900,000.00				3,900,000.00		3,694,216.00		3,694,216.00		3,694,216.00		3,694,216.00		205,784.00						
Cash Gift	5010215000	705,000.00		705,000.00	705,000.00				705,000.00										705,000.00						
Cash Gift - Civilian	5010215001	705,000.00		705,000.00	705,000.00				705,000.00										705,000.00						
Other Bonuses and Allowances	5010296000	4,605,000.00		4,605,000.00	4,605,000.00				4,605,000.00										4,605,000.00						
Productivity Enhancement Incentive - Civilian	5010296012	705,000.00		705,000.00	705,000.00				705,000.00										705,000.00						
Mid-Year Bonus - Civilian	5010298036	3,900,000.00		3,900,000.00	3,900,000.00				3,900,000.00										3,900,000.00						
Personnel Benefit Contributions	5010300000	780,000.00		780,000.00	780,000.00				780,000.00	198,725.00	197,012.50	196,962.50	592,700.00	198,725.00	197,012.50	196,962.50	592,700.00		187,300.00						
Pag-IBIG Contributions	5010302000	169,000.00		169,000.00	169,000.00				169,000.00	39,800.00	39,100.00	39,100.00	118,000.00	39,800.00	39,100.00	39,100.00	118,000.00		51,000.00						
Pag-IBIG - Civilian	5010302001	169,000.00		169,000.00	169,000.00				169,000.00	39,800.00	39,100.00	39,100.00	118,000.00	39,800.00	39,100.00	39,100.00	118,000.00		51,000.00						
PhilHealth Contributions	5010303000	442,000.00		442,000.00	442,000.00				442,000.00	119,125.00	118,912.50	118,762.50	356,800.00	119,125.00	118,912.50	118,762.50	356,800.00		85,200.00						
PhilHealth - Civilian	5010303001	442,000.00		442,000.00	442,000.00				442,000.00	119,125.00	118,912.50	118,762.50	356,800.00	119,125.00	118,912.50	118,762.50	356,800.00		85,200.00						
Employees Compensation Insurance Premiums (ECIP)	5010304000	169,000.00		169,000.00	169,000.00				169,000.00	39,800.00	39,000.00	39,100.00	117,900.00	39,800.00	39,000.00	39,100.00	117,900.00		51,100.00						
ECIP - Civilian	5010304001	169,000.00		169,000.00	169,000.00				169,000.00	39,800.00	39,000.00	39,100.00	117,900.00	39,800.00	39,000.00	39,100.00	117,900.00		51,100.00						
Other Personnel Benefits	5010400000	19,991,000.00		19,991,000.00	660,155.00				660,155.00		164,036.37	70,161.00	234,197.37	164,036.37	70,161.00	234,197.37	19,330,845.00		425,957.63						
Terminal Leave Benefits	5010403000	229,000.00		229,000.00															229,000.00						
Terminal Leave Benefits - Civilian	5010403001	229,000.00		229,000.00															229,000.00						
Other Personnel Benefits	5010499000	19,762,000.00		19,762,000.00	660,155.00				660,155.00		164,036.37	70,161.00	234,197.37	164,036.37	70,161.00	234,197.37	19,101,845.00		425,957.63						

Particulars	UACS CODE	Appropriation			Allotments					Current Year Obligations				Current Year Disbursements				Balances						
		Authorized Appropriation	Adjustments (Transfer To)/From, Realignment	Adjusted Appropriations	Allotments Received	Adjustments (Withdrawal, Realignment)	Transfer To	Transfer From	Adjusted Total Allotments	1st Quarter	2nd Quarter	3rd Quarter	4th Quarter	Total	1st Quarter	2nd Quarter	3rd Quarter	4th Quarter	Total	Unreleased Appropriations	Unobligated Allotment	Unpaid Obligations (15-20) + (23-24)		
										Ending March 31	Ending June 30	Ending Sept. 30	Ending Dec. 31		Ending March 31	Ending June 30	Ending Sept. 30	Ending Dec. 31				Due and Demandable	Not Yet Due and Demandable	
1	2	3	4	5(2+3)	6	7	8	9	10(8+9)+10-H	11	12	13	14	15(11+12+13+14)	16	17	18	19	20(16+17+18+19)	21+15-18	22(16-18)	23	24	
II. Automatic Appropriations																								
Retirement and Life Insurance Premiums	01104102	5,616,000.00	30,383.00	5,646,383.00	5,646,383.00					5,646,383.00	1,318,468.08	1,292,459.04	1,284,054.12	3,894,981.24	1,318,468.08	1,292,459.04	1,284,054.12	3,894,981.24			1,751,401.78			
Personnel Services		5,616,000.00	30,383.00	5,646,383.00	5,646,383.00					5,646,383.00	1,318,468.08	1,292,459.04	1,284,054.12	3,894,981.24	1,318,468.08	1,292,459.04	1,284,054.12	3,894,981.24			1,751,401.78			
Personnel Benefit Contributions	5010300000	5,616,000.00	30,383.00	5,646,383.00	5,646,383.00					5,646,383.00	1,318,468.08	1,292,459.04	1,284,054.12	3,894,981.24	1,318,468.08	1,292,459.04	1,284,054.12	3,894,981.24			1,751,401.78			
Retirement and Life Insurance Premiums	5010301000	5,616,000.00	30,383.00	5,646,383.00	5,646,383.00					5,646,383.00	1,318,468.08	1,292,459.04	1,284,054.12	3,894,981.24	1,318,468.08	1,292,459.04	1,284,054.12	3,894,981.24			1,751,401.78			
Retirement and Life Insurance Premiums	5010301000	5,616,000.00	30,383.00	5,646,383.00	5,646,383.00					5,646,383.00	1,318,468.08	1,292,459.04	1,284,054.12	3,894,981.24	1,318,468.08	1,292,459.04	1,284,054.12	3,894,981.24			1,751,401.78			
III. Special Purpose Fund																								
Pension and Gratuity Fund	01101407		233,628.00	233,628.00	233,628.00					233,628.00		233,627.30		233,627.30		233,627.30		233,627.30			.70			
Personnel Services			233,628.00	233,628.00	233,628.00					233,628.00		233,627.30		233,627.30		233,627.30		233,627.30			.70			
Other Personnel Benefits	5010400000		233,628.00	233,628.00	233,628.00					233,628.00		233,627.30		233,627.30		233,627.30		233,627.30			.70			
Terminal Leave Benefits	5010403000		233,628.00	233,628.00	233,628.00					233,628.00		233,627.30		233,627.30		233,627.30		233,627.30			.70			
Terminal Leave Benefits - Civilian	5010403001		233,628.00	233,628.00	233,628.00					233,628.00		233,627.30		233,627.30		233,627.30		233,627.30			.70			
GRAND TOTAL																								
Grand Total		174,208,000.00	264,011.00	174,472,011.00	150,141,166.00					150,141,166.00	19,496,164.49	28,060,897.72	20,278,775.66	67,835,837.87	18,767,445.24	28,345,342.35	17,785,547.55	64,878,335.14	24,330,845.00	82,305,326.13			2,967,562.73	

Certified Correct:


 Garcia, Emelda
 Agency Budget Officer
 Date: 31/Oct/2017


Certified Correct:


 Agency Chief Accountant
 Date:

Recommended By:


 Director, FMS
 Date: 31/Oct/2017

Approved By:


 Head of Agency or Authorized Representative
 Date:


SUMMARY OF APPROPRIATIONS, ALLOTMENTS, OBLIGATIONS AND BALANCES BY OBJECT OF EXPENDITURES
As of the Quarter Ending September 30, 2017

Department: State Universities and Colleges (SUCs)
Agency: Philippine State College of Aeronautics
Operating Unit: N/A
Organization Code (UACS): 08004000000
Fund Cluster: 01 - Regular Agency Fund


Authorization: 02 - Continuing Appropriations
Report Status: FOR APPROVAL

Particulars	UACS CODE	Appropriation		Allotments					Current Year Obligations					Current Year Disbursements				Balances					
		Authorized Appropriation	Adjustments (Transfer (To)/From, Realignment)	Adjusted Appropriations	Allotments Received	Adjustments (Withdrawal, Realignment)	Transfer To	Transfer From	Adjusted Total Allotments	1st Quarter Ending March 31	2nd Quarter Ending June 30	3rd Quarter Ending Sept. 30	4th Quarter Ending Dec. 31	Total	1st Quarter Ending March 31	2nd Quarter Ending June 30	3rd Quarter Ending Sept. 30	4th Quarter Ending Dec. 31	Total	Unreleased Appropriations	Unobligated Allotment	Unpaid Obligations (15-20) = (23+24)	
1	2	3	4	5	6	7	8	9	10	11	12	13	14	15	16	17	18	19	20	21	22	23	24
I. Agency Specific Budget																							
Specific Budgets of National Government Agencies	01102101	46,067,715.36		46,067,715.36	45,978,715.36				45,978,715.36	466,919.05				466,919.05	466,919.05				466,919.05	79,000.00	45,511,796.31		
Property, Plant and Equipment		40,000,000.00		40,000,000.00	40,000,000.00				40,000,000.00												40,000,000.00		
Transportation Equipment	106060000	40,000,000.00		40,000,000.00	40,000,000.00				40,000,000.00												40,000,000.00		
Aircrafts and Aircrafts Ground Equipment	1060603000	40,000,000.00		40,000,000.00	40,000,000.00				40,000,000.00												40,000,000.00		
Maintenance and Other Operating Expenses		6,067,715.36		6,067,715.36	5,978,715.36				5,978,715.36	466,919.05				466,919.05	466,919.05				466,919.05	79,000.00	5,511,796.31		
Training and Scholarship Expenses	502020000	485,200.00		485,200.00	485,200.00				485,200.00												485,200.00		
Scholarship Grants/Expenses	502020200	485,200.00		485,200.00	485,200.00				485,200.00												485,200.00		
Supplies and Materials Expenses	502030000	5,493,515.36		5,493,515.36	5,493,515.36				5,493,515.36	466,919.05				466,919.05	466,919.05				466,919.05		3,679,427.26		
Office Supplies Expenses	5020301000	3,713,923.26		3,713,923.26	3,713,923.26				3,713,923.26	34,496.00				34,496.00	34,496.00				34,496.00		3,679,427.26		
Other Supplies and Materials Expenses	502039000	1,779,592.10		1,779,592.10	1,779,592.10				1,779,592.10	432,423.05				432,423.05	432,423.05				432,423.05		1,347,169.05		
Other Maintenance and Operating Expenses	502990000	79,000.00		79,000.00	79,000.00															79,000.00			
Other Maintenance and Operating Expenses	502999000	79,000.00		79,000.00	79,000.00															79,000.00			
GRAND TOTAL		46,067,715.36		46,067,715.36	45,978,715.36				45,978,715.36	466,919.05				466,919.05	466,919.05				466,919.05	79,000.00	45,511,796.31		


Certified Correct:


Garcia, Emelda
Agency Budget Officer


Certified Correct:


Agency Chief Accountant
Date:

Recommended By:


Corpuz, Esteban
Director, FMS
Date: 31/Oct/2017

Approved By:


Head of Agency or Authorized Representative
Date: