

SUMMARY OF APPROPRIATIONS, ALLOTMENTS, OBLIGATIONS AND BALANCES BY OBJECT OF EXPENDITURES
As of the Quarter Ending June 30, 2017

Department: State Universities and Colleges (SUCs)
Agency: Philippine State College of Aeronautics
Operating Unit: N/A
Organization Code (UACS): 08004000000
Fund Cluster: 01 - Regular Agency Fund


COMMISSION ON AUDIT
OFFICE OF THE AUDITOR
PHILSCA - VA9 PASAY CITY
RECEIVED
BY *[Signature]*
DATE **27 JUL 2017**
LOGITEC

Authorization: 01 - Current Year Appropriations
REPORT STATUS SUBMITTED
Office of the Director
RECEIVED
By: *[Signature]*
Date: **JUL 28 2017**


Particulars	UACS CODE	Appropriation			Allotments				Current Year Obligations				Current Year Disbursements				Unreleased Appropriations		Unobligated Allotment		Unpaid Obligations (15-20) + (23-24)			
		Authorized Appropriation	Adjustments (Transfer To/From, Realignment)	Adjusted Appropriations	Allotments Received	Adjustments (Withdrawal, Realignment)	Transfer To	Transfer From	Adjusted Total Allotments	1st Quarter Ending March 31	2nd Quarter Ending June 30	3rd Quarter Ending Sept. 30	4th Quarter Ending Dec. 31	Total	1st Quarter Ending March 31	2nd Quarter Ending June 30	3rd Quarter Ending Sept. 30	4th Quarter Ending Dec. 31	Total	Unreleased Appropriations	Unobligated Allotment	Oue and Demandable	Not Yet Due and Demandable	
1	2	3	4	5(3+4)	6	7	8	9	10(11+12+13+14)	11	12	13	14	15(11+12+13+14)	16	17	18	19	20(16+17+18+19)	21(5-10)	22(10-15)	23	24	
I. Agency Specific Budget																								
Specific Budgets of National Government Agencies	01101101	168,592,000.00		168,592,000.00	144,261,155.00				144,261,155.00	18,177,696.41	20,524,316.98			44,702,013.39	17,448,977.16	27,046,511.86			44,495,489.02	24,330,845.00	99,559,141.61			206,524.37
Personnel Services		83,095,000.00		83,095,000.00	63,764,155.00				63,764,155.00	14,153,863.19	18,124,272.30			32,278,135.49	14,135,826.27	18,124,272.30			32,260,068.57	19,330,845.00	31,486,019.51			18,036.92
Salaries and Wages	501010000	47,044,000.00		47,044,000.00	47,044,000.00				47,044,000.00	11,502,985.07	12,691,866.32			24,394,851.39	11,491,006.53	12,691,866.32			24,382,872.85		22,406,148.61			11,978.54
Salaries and Wages - Regular	501010100	46,801,000.00		46,801,000.00	46,801,000.00				46,801,000.00	11,502,985.07	12,691,866.32			24,394,851.39	11,491,006.53	12,691,866.32			24,382,872.85		22,406,148.61			11,978.54
Basic Salary - Civilian	501010101	46,801,000.00		46,801,000.00	46,801,000.00				46,801,000.00	11,502,985.07	12,691,866.32			24,394,851.39	11,491,006.53	12,691,866.32			24,382,872.85		22,406,148.61			11,978.54
Salaries and Wages - Casual/Contractual	501010200	243,000.00		243,000.00	243,000.00				243,000.00												243,000.00			
Salaries and Wages - Casual/Contractual	501010200	243,000.00		243,000.00	243,000.00				243,000.00												243,000.00			
Other Compensation	501020000	15,280,000.00		15,280,000.00	15,280,000.00				15,280,000.00	2,452,153.12	4,871,357.11			7,323,510.23	2,446,094.74	4,871,357.11			7,317,451.85		7,956,489.77			6,058.38
Personal Economic Relief Allowance (PERA)	501020100	3,384,000.00		3,384,000.00	3,384,000.00				3,384,000.00	803,255.99	920,322.55			1,723,578.54	803,255.99	920,322.55			1,660,421.46		1,660,421.46			
PERA - Civilian	501020101	3,384,000.00		3,384,000.00	3,384,000.00				3,384,000.00	803,255.99	920,322.55			1,723,578.54	803,255.99	920,322.55			1,660,421.46		1,660,421.46			
Representation Allowance (RA)	501020200	162,000.00		162,000.00	162,000.00				162,000.00	40,500.00	40,500.00			81,000.00	40,500.00	40,500.00			81,000.00		81,000.00			
Representation Allowance (RA)	501020200	162,000.00		162,000.00	162,000.00				162,000.00	40,500.00	40,500.00			81,000.00	40,500.00	40,500.00			81,000.00		81,000.00			
Transportation Allowance (TA)	501020300	162,000.00		162,000.00	162,000.00				162,000.00	15,000.00	15,000.00			30,000.00	15,000.00	15,000.00			30,000.00		132,000.00			
Transportation Allowance (TA)	501020301	162,000.00		162,000.00	162,000.00				162,000.00	15,000.00	15,000.00			30,000.00	15,000.00	15,000.00			30,000.00		132,000.00			
Clothing/Uniform Allowance	501020400	705,000.00		705,000.00	705,000.00				705,000.00	665,000.00				665,000.00	665,000.00				665,000.00		40,000.00			
Clothing/Uniform Allowance - Civilian	501020401	705,000.00		705,000.00	705,000.00				705,000.00	665,000.00				665,000.00	665,000.00				665,000.00		40,000.00			
Subsistence Allowance (SA)	501020500	36,000.00		36,000.00	36,000.00				36,000.00	3,950.00				3,950.00	3,950.00				3,950.00		32,050.00			
Subsistence Allowance - Magna Carta for Public Health Workers under RA 7305	5010205003	36,000.00		36,000.00	36,000.00				36,000.00	3,950.00				3,950.00	3,950.00				3,950.00		32,050.00			
Laundry Allowance (LA)	501020600	4,000.00		4,000.00	4,000.00				4,000.00	900.00				900.00	900.00				900.00		3,100.00			
Laundry Allowance - Civilian	501020601	4,000.00		4,000.00	4,000.00				4,000.00	900.00				900.00	900.00				900.00		3,100.00			
Honoraria	501021000	1,617,000.00		1,617,000.00	1,617,000.00				1,617,000.00	928,397.13	196,468.56			1,124,865.69	922,338.75	196,468.56			1,118,807.31		492,134.31			6,058.38
Honoraria - Civilian	501021001	1,617,000.00		1,617,000.00	1,617,000.00				1,617,000.00	928,397.13	196,468.56			1,124,865.69	922,338.75	196,468.56			1,118,807.31		492,134.31			6,058.38
Year End Bonus	5010214000	3,900,000.00		3,900,000.00	3,900,000.00				3,900,000.00	3,694,216.00				3,694,216.00	3,694,216.00				3,694,216.00		205,784.00			
Bonus - Civilian	5010214001	3,900,000.00		3,900,000.00	3,900,000.00				3,900,000.00	3,694,216.00				3,694,216.00	3,694,216.00				3,694,216.00		205,784.00			
Cash Gift	5010215000	705,000.00		705,000.00	705,000.00				705,000.00												705,000.00			
Cash Gift - Civilian	5010215001	705,000.00		705,000.00	705,000.00				705,000.00												705,000.00			
Other Bonuses and Allowances	5010299000	4,605,000.00		4,605,000.00	4,605,000.00				4,605,000.00												4,605,000.00			
Productivity Enhancement Incentive - Civilian	5010299012	705,000.00		705,000.00	705,000.00				705,000.00												705,000.00			
Mid-Year Bonus - Civilian	5010299036	3,900,000.00		3,900,000.00	3,900,000.00				3,900,000.00												3,900,000.00			
Personnel Benefit Contributions	501030000	780,000.00		780,000.00	780,000.00				780,000.00	198,725.00	197,012.50			395,737.50	198,725.00	197,012.50			395,737.50		384,262.50			
Pag-IBIG Contributions	5010302000	169,000.00		169,000.00	169,000.00				169,000.00	38,800.00	39,100.00			78,900.00	39,800.00	39,100.00			78,900.00		90,100.00			
Pag-IBIG - Civilian	5010302001	169,000.00		169,000.00	169,000.00				169,000.00	38,800.00	39,100.00			78,900.00	39,800.00	39,100.00			78,900.00		90,100.00			
PhilHealth Contributions	5010303000	442,000.00		442,000.00	442,000.00				442,000.00	118,125.00	118,912.50			238,037.50	119,125.00	118,912.50			238,037.50		203,862.50			
PhilHealth - Civilian	5010303001	442,000.00		442,000.00	442,000.00				442,000.00	118,125.00	118,912.50			238,037.50	119,125.00	118,912.50			238,037.50		203,862.50			
Employees Compensation Insurance Premiums (ECIP)	5010304000	169,000.00		169,000.00	169,000.00				169,000.00	39,800.00	39,000.00			78,800.00	39,800.00	39,000.00			78,800.00		90,200.00			
ECIP - Civilian	5010304001	169,000.00		169,000.00	169,000.00				169,000.00	39,800.00	39,000.00			78,800.00	39,800.00	39,000.00			78,800.00		90,200.00			
Other Personnel Benefits	5010400000	19,991,000.00		19,991,000.00	660,155.00				660,155.00		164,036.37			164,036.37		164,036.37			164,036.37		19,330,845.00		496,118.63	
Terminal Leave Benefits	5010403000	229,000.00		229,000.00																	229,000.00			
Terminal Leave Benefits - Civilian	5010403001	229,000.00		229,000.00																	229,000.00			
Other Personnel Benefits	5010499000	19,762,000.00		19,762,000.00	660,155.00				660,155.00		164,036.37			164,036.37		164,036.37			164,036.37		19,101,845.00		496,118.63	

Particulars	UACS CODE	Appropriation				Allotments				Current Year Obligations				Current Year Performance				Balances																								
		Authorized Appropriation	Adjustments (Transfer To/From, Realignment)	Adjusted Appropriations	Allotments Received	Adjustments (Withdrawal, Realignment)	Transfer To	Transfer From	Adjusted Total Allotments	1st Quarter Ending March 31	2nd Quarter Ending June 30	3rd Quarter Ending Sept. 30	4th Quarter Ending Dec. 31	Total	1st Quarter Ending March 31	2nd Quarter Ending June 30	3rd Quarter Ending Sept. 30	4th Quarter Ending Dec. 31	Total	Unreleased Appropriations	Unobligated Allotment	Unpaid Obligations (15-20) + (23+24)																				
																						Due and Demandable	Not Yet Due and Demandable																			
				34246				10(84)(37)(4)(9)	11	12	13	14	15(4)(1)(2)(3)(4)	16	17	18	19	20(1)(1)(1)(1)(1)(1)	21(3)(6)	22(6)(1)	23	24																				
II. Automatic Appropriations																																										
Retirement and Life Insurance Premiums	01104102	5,616,000.00	30,383.00	5,646,383.00	5,646,383.00			5,646,383.00	1,318,468.00	1,292,459.04			2,610,927.12	1,318,468.00	1,292,459.04			2,610,927.12																								
Personal Services		5,616,000.00	30,383.00	5,646,383.00	5,646,383.00			5,646,383.00	1,318,468.00	1,292,459.04			2,610,927.12	1,318,468.00	1,292,459.04			2,610,927.12																								
Personal Benefit Contributions	5010300000	5,616,000.00	30,383.00	5,646,383.00	5,646,383.00			5,646,383.00	1,318,468.00	1,292,459.04			2,610,927.12	1,318,468.00	1,292,459.04			2,610,927.12																								
Retirement and Life Insurance Premiums	5010301000	5,616,000.00	30,383.00	5,646,383.00	5,646,383.00			5,646,383.00	1,318,468.00	1,292,459.04			2,610,927.12	1,318,468.00	1,292,459.04			2,610,927.12																								
Retirement and Life Insurance Premiums	5010301000	5,616,000.00	30,383.00	5,646,383.00	5,646,383.00			5,646,383.00	1,318,468.00	1,292,459.04			2,610,927.12	1,318,468.00	1,292,459.04			2,610,927.12																								
III. Special Purpose Fund																																										
Pension and Gratuity Fund	01101407		233,628.00	233,628.00	233,628.00			233,628.00		233,627.30			233,627.30		233,627.30			233,627.30																								
Personnel Services			233,628.00	233,628.00	233,628.00			233,628.00		233,627.30			233,627.30		233,627.30			233,627.30																								
Other Personnel Benefits	5010400000		233,628.00	233,628.00	233,628.00			233,628.00		233,627.30			233,627.30		233,627.30			233,627.30																								
Terminal Leave Benefits	5010403000		233,628.00	233,628.00	233,628.00			233,628.00		233,627.30			233,627.30		233,627.30			233,627.30																								
Terminal Leave Benefits - Civilian	5010403001		233,628.00	233,628.00	233,628.00			233,628.00		233,627.30			233,627.30		233,627.30			233,627.30																								
GRAND TOTAL																																										
Grand Total		174,208,000.00	264,011.00	174,472,011.00	150,141,166.00			150,141,166.00	19,490,164.49	28,090,403.32			47,546,569.81	18,767,445.24	28,572,598.20			47,340,043.44	24,330,645.00	102,594,598.19		206,524.37																				


Certified Correct:


 Garcia, Emelda
 Agency Budget Officer
 Date: 27/Jul/2017


Certified Correct:


IMELDA F. NAVIGAR
Accountant ID
 Agency Chief Accountant
 Date:

Recommended By:


 Carlos J. Esteban
 Director, FMS
 Date: 27/Jul/2017

Approved By:


 Ramirez, Bernard
 Head of Agency or Authorized Representative
 Date: 27/Jul/2017

SUMMARY OF APPROPRIATIONS, ALLOTMENTS, OBLIGATIONS AND BALANCES BY OBJECT OF EXPENDITURES
As of the Quarter Ending June 30, 2017

Department: State Universities and Colleges (SUCs)
Agency: Philippine State College of Aeronautics
Operating Unit: N/A
Organization Code (UACS): 080040000000
Fund Cluster: 01 - Regular Agency Fund

-MISSION ON AUDIT
OFFICE OF THE AUDITOR
HILSCA, VAB PASAY CITY
RECEIVED
BY *[Signature]*
DATE 27 JUL 2017
LEGISLATIVE

Authorization: 02 - Continuing Appropriations
Government Account System (GAS) SUBMITTED
Office of the Director
RECEIVED
By: *[Signature]*
Date: *[Signature]*

Particulars	UACS CODE	Appropriation			Allotments					Current Year Disbursements				Current Year Disbursements				Unpaid Obligations (15-20) = (23+24)					
		Authorized Appropriation	Adjustments (Transfer (To)/From, Realignment)	Adjusted Appropriations	Allotments Received	Adjustments (Withdrawal, Realignment)	Transfer To	Transfer From	Adjusted Total Allotments	1st Quarter Ending March 31	2nd Quarter Ending June 30	3rd Quarter Ending Sept. 30	4th Quarter Ending Dec. 31	Total	1st Quarter Ending March 31	2nd Quarter Ending June 30	3rd Quarter Ending Sept. 30	4th Quarter Ending Dec. 31	Total	Unreleased Appropriations	Unobligated Allotment	Due and Demandable	Not Yet Due and Demandable
1	2	3	4	5	6	7	8	9	10=(4)+(7)+(8)+(9)	11	12	13	14	15=(11)+(12)+(13)+(14)	16	17	18	19	20=(16)+(17)+(18)+(19)	21=(5-10)	22=(16-13)	23	24
I. Agency Specific Budget																							
Specific Budgets of National Government Agencies	01102101	46,057,715.36		46,057,715.36	45,978,715.36				45,978,715.36	466,919.05				466,919.05	466,919.05				466,919.05	79,000.00	45,511,796.31		
Property, Plant and Equipment		40,000,000.00		40,000,000.00	40,000,000.00				40,000,000.00												40,000,000.00		
Transportation Equipment	1060600000	40,000,000.00		40,000,000.00	40,000,000.00				40,000,000.00												40,000,000.00		
Aircrafts and Aircrafts Ground Equipment	1060603000	40,000,000.00		40,000,000.00	40,000,000.00				40,000,000.00												40,000,000.00		
Aircrafts and Aircrafts Ground Equipment	1060603000	40,000,000.00		40,000,000.00	40,000,000.00				40,000,000.00												40,000,000.00		
Maintenance and Other Operating Expenses		6,057,715.36		6,057,715.36	5,978,715.36				5,978,715.36	466,919.05				466,919.05	466,919.05				466,919.05	79,000.00	5,511,796.31		
Training and Scholarship Expenses	5020200000	485,200.00		485,200.00	485,200.00				485,200.00												485,200.00		
Scholarship Grants/Expenses	5020202000	485,200.00		485,200.00	485,200.00				485,200.00												485,200.00		
Scholarship Grants/Expenses	5020202000	485,200.00		485,200.00	485,200.00				485,200.00												485,200.00		
Supplies and Materials Expenses	5020300000	5,493,515.36		5,493,515.36	5,493,515.36				5,493,515.36	466,919.05				466,919.05	466,919.05				466,919.05		5,026,596.31		
Office Supplies Expenses	5020301000	3,713,923.26		3,713,923.26	3,713,923.26				3,713,923.26	34,496.00				34,496.00	34,496.00				34,496.00		3,679,427.26		
Office Supplies Expenses	5020301002	3,713,923.26		3,713,923.26	3,713,923.26				3,713,923.26	34,496.00				34,496.00	34,496.00				34,496.00		3,679,427.26		
Other Supplies and Materials Expenses	5020399000	1,779,592.10		1,779,592.10	1,779,592.10				1,779,592.10	432,423.05				432,423.05	432,423.05				432,423.05		1,347,169.05		
Other Supplies and Materials Expenses	5020399000	1,779,592.10		1,779,592.10	1,779,592.10				1,779,592.10	432,423.05				432,423.05	432,423.05				432,423.05		1,347,169.05		
Other Maintenance and Operating Expenses	5029900000	79,000.00		79,000.00																79,000.00			
Other Maintenance and Operating Expenses	5029999000	79,000.00		79,000.00																79,000.00			
Other Maintenance and Operating Expenses	5029999009	79,000.00		79,000.00																79,000.00			
GRAND TOTAL																							
Grand Total		46,057,715.36		46,057,715.36	45,978,715.36				45,978,715.36	466,919.05				466,919.05	466,919.05				466,919.05	79,000.00	45,511,796.31		

Certified Correct:
[Signature]
Garcia, Emelda
Agency Budget Officer
Date: 27/Jul/2017

Certified Correct:
[Signature]
EMELDA F. NAVIGAR
Accountant III
Agency Chief Accountant
Date:

Recommended By:
[Signature]
Corbovilla, Esteban
Director, FMS
Date: 27/Jul/2017

Approved By:
[Signature]
Ramirez, Bernard
Head of Agency or Authorized Representative
Date: 27/Jul/2017