

STATEMENT OF APPROVED BUDGET, UTILIZATIONS, DISBURSEMENTS AND BALANCES
As of the Quarter Ending September 30, 2016

Department : State Universities and Colleges (SUCs)
 Agency : Philippine State College of Aeronautics (PhilSCA)
 Operating Unit :
 Organization Code (UACS) : 08 004 0000000
 Funding Source Code (as clustered) : 101


Particulars	UACS CODE	Approved Budget			Budget Utilization					Disbursements					BALANCES		
		Approved Budgeted Revenue	Adjustments (Additions, Reductions, Realignment)	Adjusted Budgeted Revenue	1st Quarter	2nd Quarter	3rd Quarter	4th Quarter	Total	1st Quarter	2nd Quarter	3rd Quarter	4th Quarter	Total	Unutilized Budget	Unpaid Utilizations (10-15) = (17+18)	
					Ending March 31	Ending June 30	Ending Sept. 30	Ending Dec. 31		Ending March 31	Ending June 30	Ending Sept. 30	Ending Dec. 31			Due and Demandable / Accounts Payable	Not Yet Due and Demandable
1	2	3	4	5=[3+(-)4]	6	7	8	9	10=(6+7+8+9)	11	12	13	14	15=(11+12+13+14)	16=(5-10)	17	18
I. Agency Approved Budget		74,168,469.16	71,278,034.16	145,446,503.32	22,872,399.28	14,829,368.16	24,867,125.36	-	62,568,892.80	15,829,989.36	10,698,547.01	17,960,050.64	-	44,488,587.01	82,877,610.52	18,080,305.79	
PS		7,982,333.86	14,255,606.83	22,237,940.69	1,102,184.77	967,843.93	581,714.86	-	2,651,743.56	623,642.34	714,251.18	553,328.08	-	1,891,221.60	13,337,893.52		
MOOE		60,203,801.44	42,766,820.50	102,970,621.94	21,195,836.51	13,489,524.23	23,637,423.50	-	58,322,784.24	15,128,739.87	9,918,992.26	17,066,949.58	-	42,114,681.71	25,047,732.13		
CO		5,982,333.86	14,255,606.83	20,237,940.69	574,378.00	372,000.00	647,987.00	-	1,594,365.00	77,607.15	65,303.57	339,772.98	-	482,683.70	142,910.72		
GRAND TOTAL		74,168,469.16	71,278,034.16	145,446,503.32	22,872,399.28	14,829,368.16	24,867,125.36		62,568,892.80	15,829,989.36	10,698,547.01	17,960,050.64		44,488,587.01	82,877,610.52	18,080,305.79	
PS		7,982,333.86	14,255,606.83	22,237,940.69	1,102,184.77	967,843.93	581,714.86	-	2,651,743.56	623,642.34	714,251.18	553,328.08	-	1,891,221.60	13,337,893.52		
MOOE		60,203,801.44	42,766,820.50	102,970,621.94	21,195,836.51	13,489,524.23	23,637,423.50	-	58,322,784.24	15,128,739.87	9,918,992.26	17,066,949.58	-	42,114,681.71	25,047,732.13		
CO		5,982,333.86	14,255,606.83	20,237,940.69	574,378.00	372,000.00	647,987.00	-	1,594,365.00	77,607.15	65,303.57	339,772.98	-	482,683.70	142,910.72		


Certified Correct


Certified Correct.

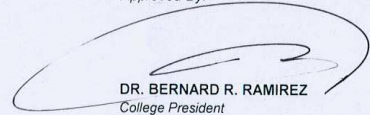
Recommending Approval:

Approved By:


 EMELDA C. GARCIA, MPA
 Acting Budget Officer
 Date:


 IMELDA F. NAVIGAR, CPA, MPA
 Chief Accountant
 Date:


 DR. BERNARD R. RAMIREZ
 Director for Finance Services
 Date:


 DR. BERNARD R. RAMIREZ
 College President
 Date: